

**estiluz**®



# NEW PRODUCTS

<sup>(ENG)</sup> Since 1969, we have honored our heritage and family traditions, our passion for lighting, and our expertise in shaping metal, all while continuing to expand our horizons through creativity, research, and innovation. Commitment to human values and experience drives our design and production to the highest quality. We constantly seek a balance between function, aesthetics, and sustainability with lamps that offer rational design and adaptability to user needs.

<sup>(ESP)</sup> Desde 1969, conservamos nuestra herencia y tradición familiar, preservando la pasión por la luz y la habilidad de dar forma al metal a la vez que ampliamos nuestros horizontes a través de la innovación, la creatividad y la emoción. El valor humano, el compromiso y la experiencia son el motor que impulsa nuestro diseño y producción de lámparas metálicas de alta calidad. Buscamos constantemente el equilibrio entre funcionalidad, estética y sostenibilidad, para ofrecer lámparas decorativas de diseño racionalista, adaptables a las necesidades del proyecto.

# LOOP

Gerardo Mari



<sup>(ENG)</sup> A scribed curl suspended in the air carries a single lighted globe, a casually sophisticated look for any room and mood.

<sup>(ESP)</sup> Una espiral dibujada en el aire sostiene un solo globo iluminado, un estilo casualmente sofisticado para cualquier habitación y ambiente.





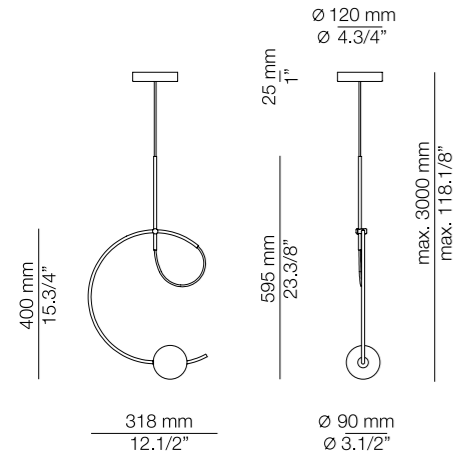
<sup>(ENG)</sup> A combination of materials provides texture and personality to Loop, giving it a unique expression of style as a solo act or in a cascade of multiples. <sup>(ESP)</sup> LOOP combina e intercala diversos materiales, aportando textura y personalidad a la luminaria, transformando cada detalle en una expresión única de estilo y sofisticación.



LOO\_4125S

LED 6W  
(2700K / Ang. 120°  
>90 CRI /24V) / 230V  
Typ\* 1026 lumens

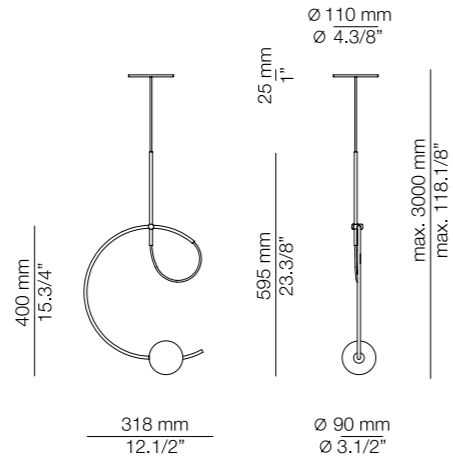
Dimmable triac  
Surface canopy



LOO\_4125R

LED 6W  
(2700K / Ang. 120°  
>90 CRI /24V) / 230V  
Typ\* 1026 lumens

Dimmable triac / Remote driver  
Recessed canopy



Finishes

- 26 BLACK MATT
- 20 METALLIC GOLD

Additional

We offer custom finishes,  
sizes, and alternate lamping  
for projects.

*Photographs may show  
non-standard products.*



# BELT

Ilmiodesign



<sup>(ENG)</sup> A collection of elements comprises Belt, a lighting system that uses its system of components to create custom compositions to suit space and design. This simple and balanced design embodies the concept of discreet elegance and the perfect balance between its components.

<sup>(ESP)</sup> Un diseño simple y equilibrado que encarna el concepto de elegancia discreta. La esencia de Belt radica en el diálogo y equilibrio perfecto entre sus componentes, que la convierten en una pieza de naturaleza camaleónica y adaptable.









(ENG) The metal shade is available in three different and interchangeable sizes which can be installed in different positions or omitted altogether, allowing you to create unique and personalized compositions. This chameleon-like design flexibility not only adds a touch of creativity, but also produces a play of light and shadow for a sophisticated atmosphere. (ESP) La pantalla metálica está disponible en tres tamaños distintos que son intercambiables y pueden instalarse en diversas posiciones o omitirse, permitiendo crear composiciones divertidas, únicas y personalizadas. Esta flexibilidad de diseño no solo añade un toque de creatividad, sino que también produce un juego de luces y sombras que genera una atmósfera única y sofisticada.





(ENG) Facing up, facing down. The metal shade can be quickly and easily changed to subtly alter Belt's character and manner of illumination.  
(ESP) Una vez instalada, la pantalla de metal puede colocarse hacia abajo o hacia arriba para adaptarse a diferentes estilos y necesidades decorativas.

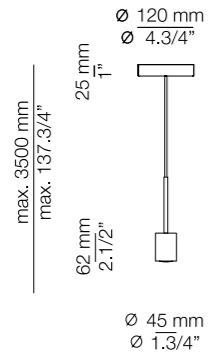




BEL\_4144S

LED 6,2W  
(2700K / Ang. 120° /  
>90 CRI /350mA) / 230V  
Typ\* 725 lumens

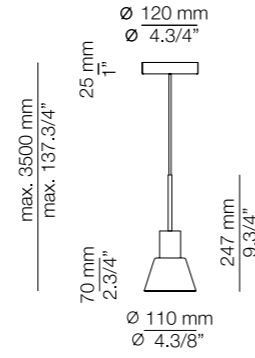
Dimmable triac



BEL\_4144SG

LED 6,2W  
(2700K / Ang. 120° /  
>90 CRI /350mA) / 230V  
Typ\* 725 lumens

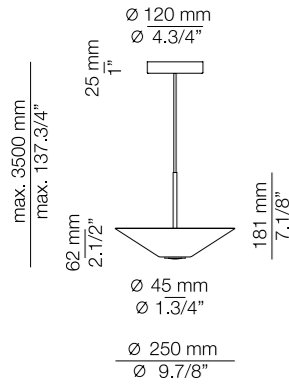
Dimmable triac



BEL\_4145S

LED 6,2W  
(2700K / Ang. 120° /  
>90 CRI /350mA) / 230V  
Typ\* 725 lumens

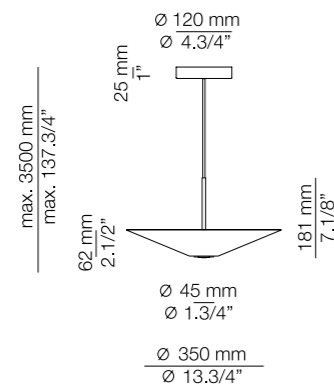
Dimmable triac



BEL\_4145SM

LED 6,2W  
(2700K / Ang. 120° /  
>90 CRI /350mA) / 230V  
Typ\* 725 lumens

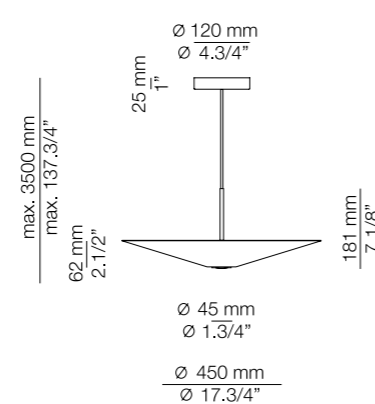
Dimmable triac



BEL\_4145SL

LED 6,2W  
(2700K / Ang. 120° /  
>90 CRI /350mA) / 230V  
Typ\* 725 lumens

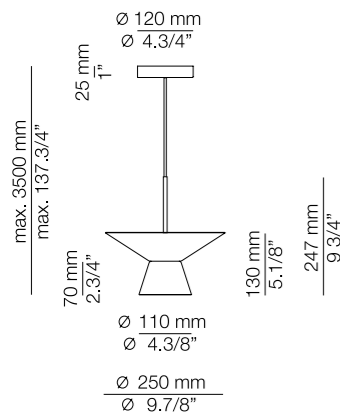
Dimmable triac



BEL\_4145SSG

LED 6,2W  
(2700K / Ang. 120° /  
>90 CRI /350mA) / 230V  
Typ\* 725 lumens

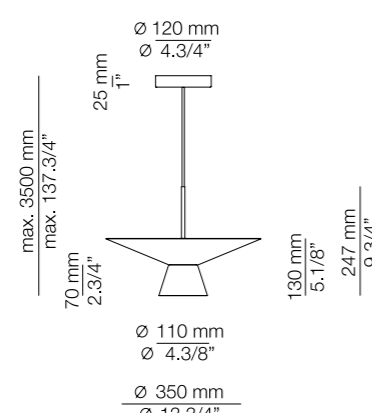
Dimmable triac



BEL\_4145SMG

LED 6,2W  
(2700K / Ang. 120° /  
>90 CRI /350mA) / 230V  
Typ\* 725 lumens

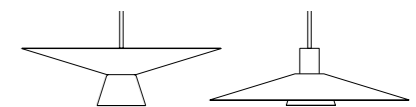
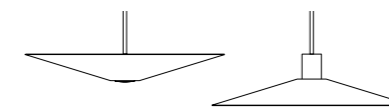
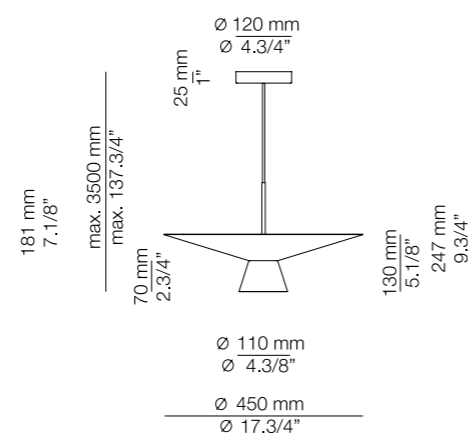
Dimmable triac



BEL\_4145SLG

LED 6,2W  
(2700K / Ang. 120° /  
>90 CRI /350mA) / 230V  
Typ\* 725 lumens

Dimmable triac



Finishes

- 89 PALE GREEN
- 94 CHAMPAGNE
- 96 ANTHRACITE

Additional

We offer custom finishes, sizes, and alternate lamping for projects.

*Photographs may show non-standard products.*

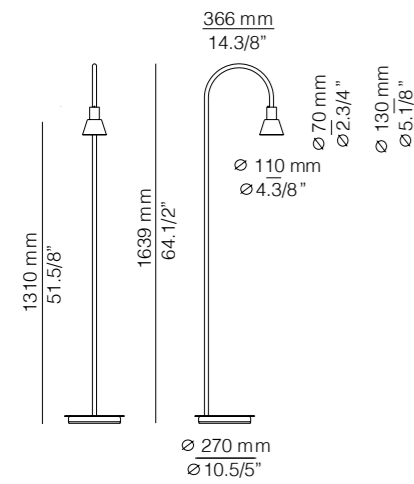




BEL\_4148G

LED 6,2W  
(2700K / Ang. 120° /  
>90 CRI /350mA) / 230V  
Typ\* 725 lumens

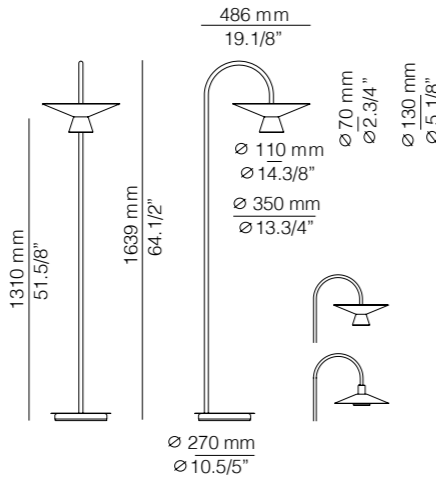
Push button dimmer  
on the head



BEL\_4149MG

LED 6,2W  
(2700K / Ang. 120° /  
>90 CRI /350mA) / 230V  
Typ\* 725 lumens

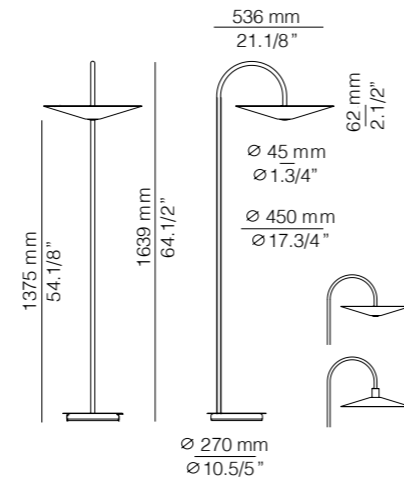
Push button dimmer  
on the head



BEL\_4149L

LED 6,2W  
(2700K / Ang. 120° /  
>90 CRI /350mA) / 230V  
Typ\* 725 lumens

Push button dimmer  
on the head



Finishes

- 89 PALE GREEN
- 94 CHAMPAGNE
- 96 ANTHRACITE

Additional

We offer custom finishes,  
sizes, and alternate lamping  
for projects.

*Photographs may show  
non-standard products.*




# ARCO

Carrasco Barceló



<sup>(ENG)</sup> A silicone tube of uniform light is supported within a metal structure to provide direct or indirect illumination. Arco uniquely interacts with its environment with versatility and functionality. The innovative use of the silicone tube allows Arco to be used both indoor and outdoor.

<sup>(ESP)</sup> La colección Arco está diseñada a partir de un tubo de silicona que distribuye la luz de manera uniforme. En la versión de pared, este elemento está rodeado por una estructura metálica que le aporta carácter y robustez. Arco aplica no solo ilumina, sino que interactúa con el entorno, creando un ambiente versátil y funcional.





## ARCO · WALL LIGHT

(ENG) Arco's metal structure can be rotated around the silicone tube to allow the light to be modified from direct to indirect, adapting to different lighting needs and creating a subtle shift in the environment (ESP) La estructura metálica cuenta con ranuras en una de sus caras que permiten modificar la luz, pasando de directa a indirecta, para crear una atmósfera cambiante que se adapta a distintas necesidades de iluminación.





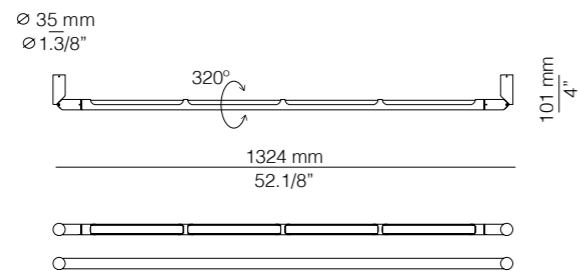




## ARC\_4000X

LED 12W  
(2700K / Ang. 120°  
>90 CRI / 12V) / 230V  
Typ\* 1092 lumens

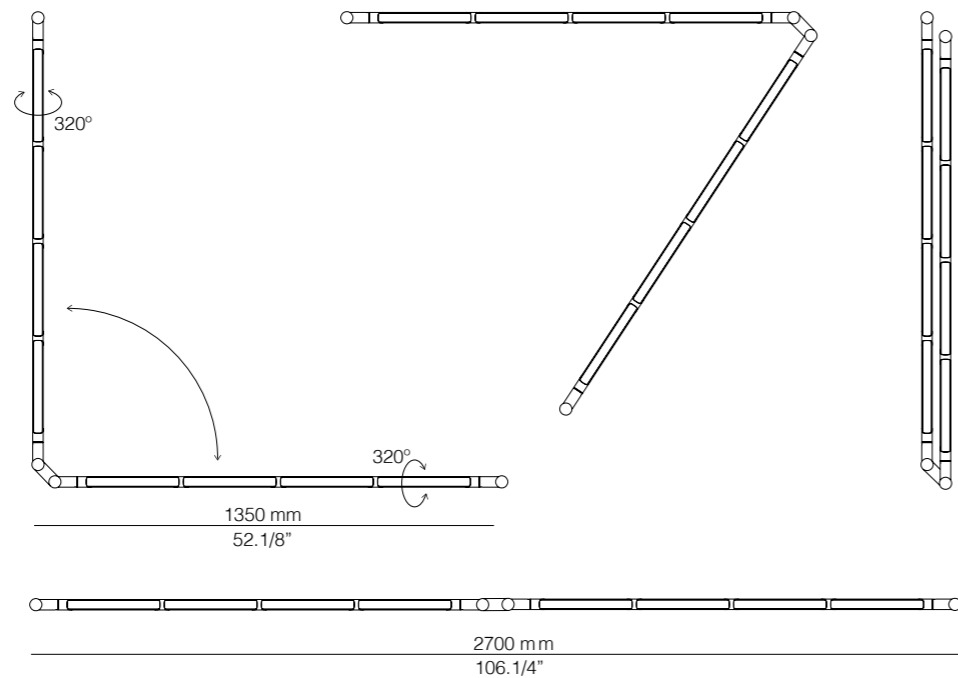
Dimmable triac  
Remote driver



## ARC\_4000X2

LED 2X12W  
(2700K / Ang. 120°  
>90 CRI / 12V) / 230V  
Typ\* 2x1092 lumens

Dimmable triac  
Remote driver




### Finish

- 96 ANTHRACITE

### Additional

We offer custom finishes, sizes, and alternate lamping for projects.

*Photographs may show non-standard products.*





<sup>(ENG)</sup> Nostalgia for the garlands of lights at outdoor fairs and markets inspires Arco. The silicone tube allows unique flexibility in lighting all areas, indoor and outdoor, its soft and festive light not only illuminates, but also complements terraces and gardens to create cozy and attractive spaces.

<sup>(ESP)</sup> Arco es una colección de luminarias de exterior que nace de la nostalgia y el encanto de los farolillos que adornan las ferias locales. Su luz suave y festiva no solo ilumina, sino que también decora terrazas y jardines, creando espacios acogedores y atractivos.





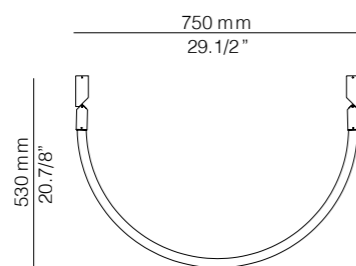
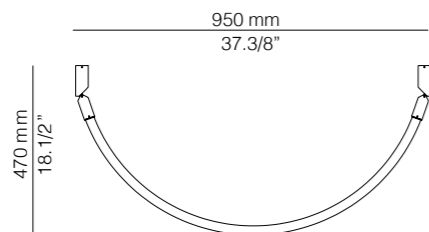
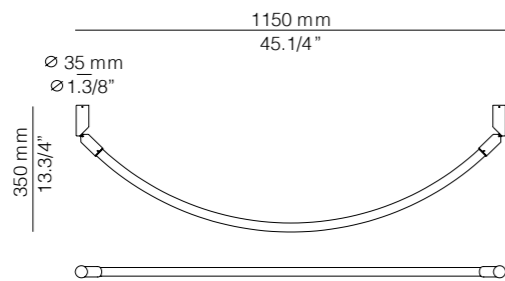
<sup>(ENG)</sup> Arco's illuminated tube offers freedom of movement to create different shapes, adapting to the needs of the space and the desired design. Single modules can be linked with others, to form a continuous glowing chain with soft and elegant undulations. <sup>(ESP)</sup> En la suspensión, el tubo iluminado ofrece flexibilidad y libertad de movimiento. Cada lámpara parte de un único módulo que puede conectarse con otros permitiendo formar una cadena luminosa con suaves y elegantes ondulaciones.



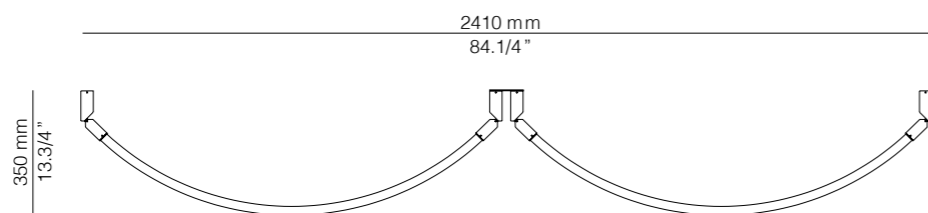
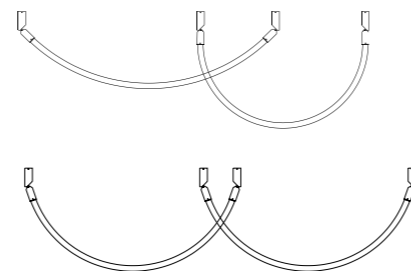
## ARC\_4002X

LED 12W  
(2700K / Ang. 120°  
>90 CRI /12V) / 230V  
Typ\* 1092 lumens

Dimmable triac  
Remote driver



### Possible shapes



## ARC\_4002X2

LED 2X12W  
(2700K / Ang. 120°  
>90 CRI /12V) / 230V  
Typ\* 2x1092 lumens

Dimmable triac  
Remote driver

### Finish

- 96 ANTHRACITE

### Additional

We offer custom finishes, sizes, and alternate lamping for projects.

*Photographs may show non-standard products.*



# SHAPES

Jordi Pla



<sup>(ENG)</sup> An architectural wall light designed to subtly integrate into its space. Its metal structure takes on a new angle to surround the light and project it indirectly to create a soft glow.

<sup>(ESP)</sup> Shapes es un aplique arquitectónico diseñado para integrarse sutilmente en el espacio. La pieza se conforma de dos pantallas metálicas que envuelven la luz de forma orgánica, y la proyectan indirectamente para crear atmósferas suaves, acogedoras y equilibradas.










(ENG) The asymmetrical wall light offers a visually compact and coherent harmony. Installed vertically or horizontally, Shapes allows multiple configurations to create a dynamic wall. Its sheet metal construction permits discreet illuminated signage in commercial spaces. (ESP) El aplique lateralmente asimétrico mantiene una armonía visual que es compacta y coherente. Esta singularidad aporta dinamismo sin comprometer el equilibrio estético del conjunto, permitiendo múltiples configuraciones para crear figuras en la pared.



# SHA\_ 4100

LED 10W  
 (2700K / Ang. 120°  
 >90 CRI) / 230V  
 Typ\* 870 lumens  
 Dimmable triac

## Finishes

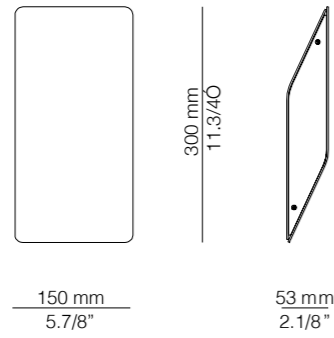
- 74 WHITE SATIN
- 96 CHAMPAGNE
- 96 ANTHRACITE

## Additional


We offer custom finishes, sizes, and alternate lamping for projects.

*Photographs may show non-standard products.*

CE Ⓢ IP 20



## Signage



# TECHNICAL FEATURES

## SYMBOLS / SÍMBOLOS

**CE** (ENG) Products manufactured according to the European safety and electromagnetic standards (EN 60598-1 and EN 60598-2-1). (ESP) Productos fabricados acorde con las directrices de seguridad y emisiones electromagnéticas según la legislación europea aplicable (EN 60598-1 y EN 60598-2-1).

**IP 20** (ENG) Product protected against the penetration of solid bodies equal or bigger than 12 mm and against the access with a finger. No protection to the water (standard NF C 20 010). (ESP) Producto protegido contra la penetración de cuerpos sólidos de diámetro superior o igual a 12 mm. No accesible con los dedos. Sin protección al agua (norma NF C 20 010).

**IP 65** (ENG) Totally protected against the entry of dust and against jetting water in all directions. (ESP) Totalmente estanco al polvo y protegido contra chorros de agua en todas las direcciones.

**I** (ENG) Basic insulation with earth wire (products class I). (ESP) Aislamiento básico con toma de tierra (productos de clase I).

**II** (ENG) Reinforced or double insulation, without earth wire (products class II). (ESP) Aislamiento reforzado o doble, sin toma de tierra (productos de clase II).

**Dimmer** (ENG) Dimmer. (ESP) Regulador.

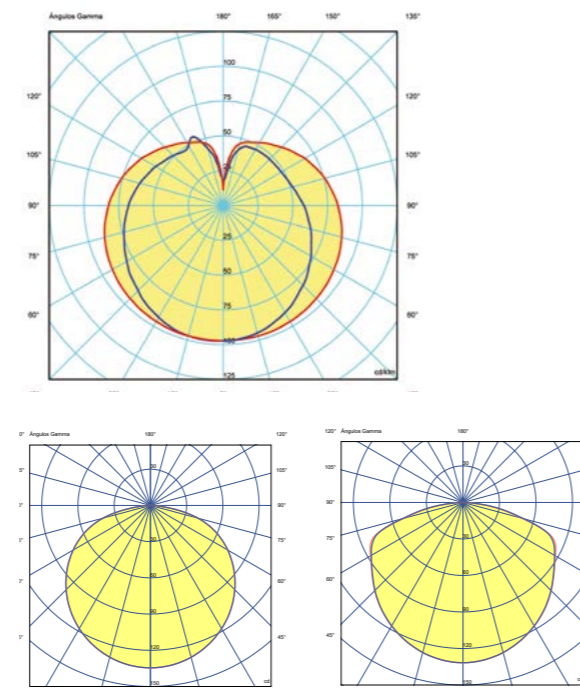
**Typ\*** (ENG) Typical performance (average). (ESP) Rendimiento típico (promedio).

**Ang.(x)°** (ENG) Beam angle. (ESP) Ángulo de apertura.

## FINISHES / ACABADOS

- 20 METALLIC GOLD
- 26 BLACK MATT / NEGRO MATE
- 74 WHITE SATIN, RAL 9002  
BLANCO LACADO SATINADO, RAL 9002
- 88 GREY STONE, RAL 7039  
GRIS PIEDRA, RAL 7039
- 89 PALE GREEN, RAL 7033  
VERDE PÁLIDO, RAL 7033
- 94 CHAMPAGNE, RAL 1035
- 96 ANTHRACITE RAL 7021  
ANTRACITA, RAL 7021

## PHOTOMETRICS / CURVAS FOTOMÉTRICAS



Available at / Disponibles en  
[www.estiluz.com/en/downloads](http://www.estiluz.com/en/downloads)  
[www.estiluz.com/es/downloads](http://www.estiluz.com/es/downloads)

## RESPONSIBILITY FOR THE PLANET / RESPONSABILIDAD CON EL PLANETA

(ENG) Responsibility for the planet is part of our corporate philosophy. Estiluz is aware of the impact of our daily activities and has formed a committee to create a culture that embraces all the processes of sustainability for our environment. (ESP) La responsabilidad con el planeta forma parte de nuestra filosofía corporativa. Conscientes del impacto de nuestras actividades diarias en el entorno, hemos formado un comité para crear una cultura que abarque todos los procesos de sostenibilidad.

More at / Más información  
[www.estiluz.com](http://www.estiluz.com)



## MODIFICATIONS / MODIFICACIONES

(ENG) Estiluz reserves the right to modify or discontinue, without previous notice, products in the catalog. Please check our web for current product availability and specifications. Lumens on LED's indicate the lumen output without diffuser.

(ESP) Estiluz se reserva el derecho a modificar o anular, sin previo aviso, productos de este catálogo. Por favor visite nuestra web para conocer los productos y especificaciones actuales. Los lúmenes indicados son de salida, sin difusor.

## COMMENTS / OBSERVACIONES

All ESTILUZ, S.A. products are designed and manufactured to keep customers satisfied, consequently please note the following:

1. Due to the high quality of our finishes, we recommend using a soft dry polish cloth for cleaning, avoiding the use of special cleaning products that could damage the finish.
2. Do not use lamps of a higher power than indicated.
3. All models are patent protected.
4. Conformity Certificates and technical information of our products are available upon request.

Los productos de ESTILUZ, S.A han sido diseñados y fabricados para satisfacer al máximo a nuestros clientes, debiendo por ello informarles de:

1. Dada la alta calidad de nuestros acabados, aconsejamos efectuar la limpieza exclusivamente con una gamuza seca, evitando el uso de productos especiales que podrían dañar la superficie.
2. No deberán utilizarse bombillas de potencia superior a la indicada.
3. Modelos protegidos por el Registro de la Propiedad Industrial.
4. Certificados de Conformidad e información técnica de nuestros productos disponibles bajo consulta.

**ESTILUZ (Headquarters)** / Carretera d'Ogassa s/n  
E-17860 St Joan de les Abadesses (Girona) Spain  
T + 34 972 720 125 / [estiluz@estiluz.com](mailto:estiluz@estiluz.com)

**ESTILUZ Inc. USA & CANADA** / 330 West 38th St. Suite 710  
New York, NY 10018 USA /  
T +1 (646) 454 - 1285 / [info@estiluzusa.com](mailto:info@estiluzusa.com)

[www.estiluz.com](http://www.estiluz.com)



ESTILUZ / Metal is the principle element, malleable and durable, capable of rendering pure forms as the central thesis of design. Quality, sensitivity to detail and timelessness are the values we add.



**estiluz**®

MORE THAN  
50 YEARS  
OF UNIQUE  
LIGHTING

SINCE 1969

(ENG) In 50 years of producing well-designed, high-quality products, Estiluz has clearly defined design guidelines that mark each lamp. This instantly recognizable identity was defined by Leonardo Marelli, our first noted designer, and his standards are reaffirmed by the 2nd generation of the Masdeu family and their team. Our brand is characterized by elegance, purity of form and timelessness, yet as light and fresh as our Mediterranean spirit. Each model reflects our values, defined by tradition and commitment to local production, design and sustainability. Metal is the principle element, malleable and durable, capable of rendering pure forms as the central thesis of design. Quality, sensitivity to detail and timelessness are the values we add.

(ESP) Después de más de 50 años de historia en Estiluz disponemos de unas consolidadas pautas de diseño que caracterizan nuestras piezas y marcan nuestra identidad. Una identidad iniciada por Leonardo Marelli y reafirmada por la segunda generación Masdeu y nuestro equipo. Nuestras colecciones, elegantes y cosmopolitas, seducen por sus formas puras y su carácter atemporal con un toque desenfadado que aporta a nuestras luminarias la ligereza y la frescura del Mediterráneo. Cada una de nuestras lámparas refleja los valores de la marca, que vienen definidos por nuestros orígenes y nuestro compromiso con el diseño, la sociedad y la sostenibilidad. El metal como elemento principal; las formas puras como eje central del diseño; la calidad, la atención al detalle y la atemporalidad como valores añadidos.










## OUR DESIGNERS

### *Nahtrang Studio*

The Estiluz team is tireless and their deep connection to product quality translates into sensitivity, precision and great attention to detail.



### *OiKo Design Office*

Estiluz realizes designs that are user-oriented, with meticulous attention to manufacture. Above all, keeping a handmade sensibility.



### *Estudi{H}ac*

Estiluz is the perfect cocktail, combining a passion for light with experience and creativity.




### *Francesc Rifé*

Estiluz reflects our feelings: it is light with emotion.




### *Mermelada Estudio*

Estiluz: craftsmanship that honors the past as we look forward to the future.



### *Goula / Figuera*

Working with Estiluz allows us to consider the future from a tradition of things done well.



### *Jordi Blasi*

This new generation of artisans understands form not only as a universal language but as an instrument to translate concepts and emotions into its lighting.



### *Serge & Robert Cornelissen*

Estiluz's objective is the refinement of each design's proportion and finish.



### *Joan Cinca*


Estiluz combines craft with passion.



## OUR DESIGNERS

### *CrousCalogero*

In Estiluz, passion for design and industry challenges come together to make light an essential element to communicate emotion.



### *Boti de Dominicis Studio*

Estiluz is committed to reflection, tradition, and detail in our lighting products: a family character expressed in a desire to illuminate emotion.



### *Zachi Jacobovich*

Estiluz is another word for high quality, with focus on the smallest details.



### *Ximo Roca Diseño*

Experience, quality, professionalism, warmth, versatility, functionality and innovation.



### *Aparentment*

Estiluz: technology and tradition join to create function with beauty.



### *Aqueni*

Estiluz is a company with experience, a great team and a passion for well-made products.



### *Estudi Ribaudí*

Estiluz maintains the craft, intelligence and means to build their products. What luxury!




### *Josep Lluís Xuclà*

Design and light — the lamp is where form and function meet. It has two lives, day and night.




### *Leonardo Marelli*

Estiluz is my passion, my life... my third child.




## INDEX FOR TYPE


### Suspensions Suspensiones



VOLTA 22    REVOLTA 48    CIRC 100    CUPOLINA 140    BOLS 154    CYLS 182




GADA 190    MORSE 202    ALFI 208    FLOW 236    LAVERD 244    PILA 250    ARO 258




BUTTON 264    BALLOON 280    MAINE 294    OBS 308    LUCK 318    SISO 322    IRIS 328


### Wall lights Apliques



VOLTA 28    VOLTA 38    REVOLTA 58    CIRC 88    CUPOLINA 130    FRAME 164




CYLS 182    GADA 196    ALFI 222    FLOW 238    ECLIPSI 274    BALLOON 280    CANUT 284




NIT 288    MAINE 294    LUNE 300    OBS 308    PIU 312    SMILE 334

## INDEX FOR TYPE

### Ceiling lights Plafones




VOLTA 38    CIRC 78    CIRC 116    BOLS 154    ALFI 222




ECLIPSI 274    BALLOON 280    MAINE 294    IRIS 328

### Table lamps Sobremesas




VOLTA 34    REVOLTA 58    CIRC 64    CIRC 74    CIRC 78



CUPOLINA 130    CYLS 176    CYLS 176    GADA 196

### Floor lamps Pies




VOLTA 34    CIRC 74    CUPOLINA 130    BOLS 152    FRAME 164    CYLS 172



ALFI 214    ASANA 230    IRIS 330    PLUMA 338    ICONS 344

### Indoor & Outdoor



CIRC 64    CIRC 74    BOLS 152    FRAME 164    LUNE 300    PIU 312

(ENG) Our lights illuminate and balance interior and exterior spaces. Our designs captivate with pure forms and timeless beauty. Our minimalist approach invites designers to create custom compositions by combining lighting elements. Form and function have equal importance and are dependent on each other. To enable you to select the models that ideally suit your plan, we have created an index for FUNCTION to complement our index for TYPE that follows traditional classifications based on their installation.

(ESP) Nuestras lámparas iluminan y equilibran los espacios interiores y exteriores. Nuestros diseños cautivan con sus formas puras y su belleza atemporal. Nuestro enfoque minimalista invita a los diseñadores a crear composiciones personalizadas a partir de la combinación y repetición de elementos de iluminación. La forma y la función tienen la misma importancia y dependen una de la otra. Para permitir seleccionar los modelos que mejor se adapten a tus necesidades, hemos creado un índice por FUNCIÓN para complementar el índice por TIPO que sigue una clasificación basada en su instalación.

Acoustic panels  
Paneles acústicos




Vegetation  
Vegetación



Signage  
Señalización



Mirrors  
Espejos



Side tables  
Mesas auxiliares



# VOLTA

*Nahtrang Studio*

<sup>(ENG)</sup> Delicate arches and simple cylinders in a family of lights which can be used singly or in clusters of brilliance. Aluminium heads with acrylic diffusers. <sup>(ESP)</sup> Delicados arcos y simples cilindros forman esta familia de lámparas individuales o combinadas en grupos. Pantallas de aluminio con difusores de metacrilato.







17 / Private residence by @bocconi\_projects 18 / Private residence by @estudioromeomontoya 20 / Private residence by @kalasaconcept 21 / Restaurante Escena by @peanut\_design\_studio





### T-3535-W

LED 2x6,2W  
(2700K / Ang. 45°  
>90 CRI / 350mA) 230V  
Typ\* 2x725 lumens  
Dimmable Triac

#### Finishes

- 26 BLK (Body)
  - 26 BLK (Head)
  - 61 S GLD (Head)
- 71 WH (Body)
  - 71 WH (Head)

### T-3536-W

LED 3x6,2W  
(2700K / Ang. 45°  
>90 CRI / 350mA) 230V  
Typ\* 3x725 lumens  
Dimmable Triac

#### Finishes

- 26 BLK (Body)
  - 26 BLK (Head)
  - 61 S GLD (Head)
- 71 WH (Body)
  - 71 WH (Head)

#### Additional

15° angle optic lens conversion kit.  
We offer custom finishes, sizes, and alternate lamping for projects.

*Photographs may show non-standard products.*

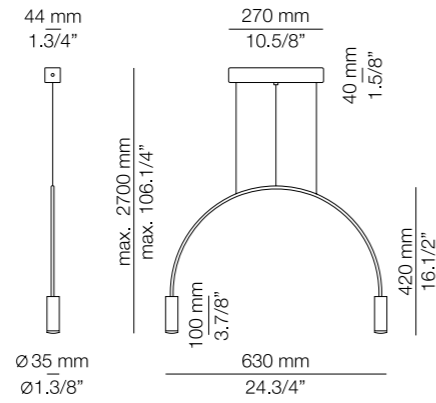


### T-3535-M

LED 2x6,2W  
(3000K / Ang. 45°  
>90 CRI / 350mA) 230V  
Typ\* 2x763 lumens  
Dimmable Triac

#### Finishes

- 26 BLK (Body)
  - 26 BLK (Head)
  - 61 S GLD (Head)
- 71 WH (Body)
  - 71 WH (Head)

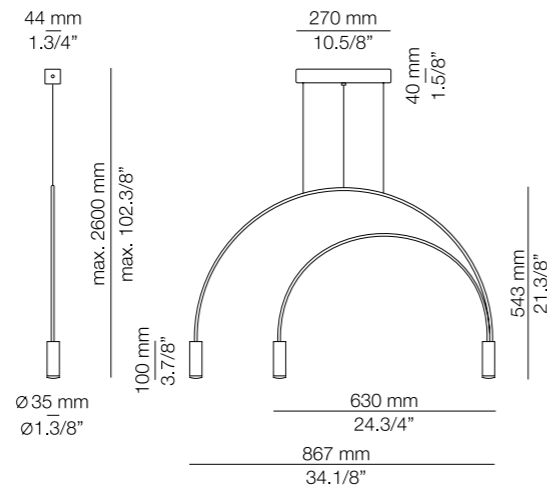


### T-3536-M

LED 3x6,2W  
(3000K / Ang. 45°  
>90 CRI / 350mA) 230V  
Typ\* 3x763 lumens  
Dimmable Triac

#### Finishes

- 26 BLK (Body)
  - 26 BLK (Head)
  - 61 S GLD (Head)
- 71 WH (Body)
  - 71 WH (Head)



#### Recessed option

Recessed canopy with remote driver



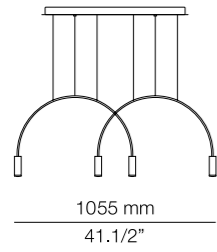
Private residence by @casasinhhaus



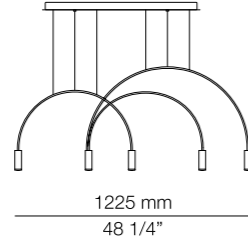
# VOLTA · SUSPENSION

## LINEAR CANOPY

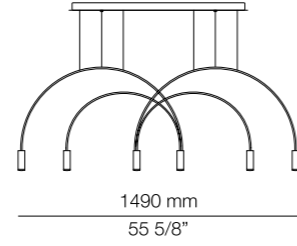
VOLTA L73.2D



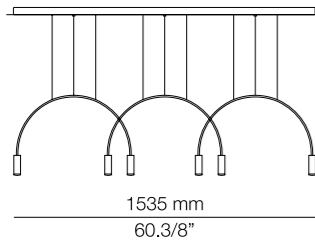
VOLTA L78.1D1T



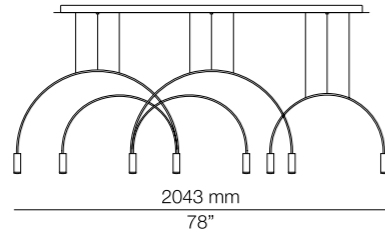
VOLTA L92.2T



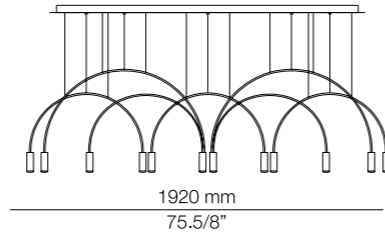
VOLTA L165.3D



VOLTA L165.1D2T

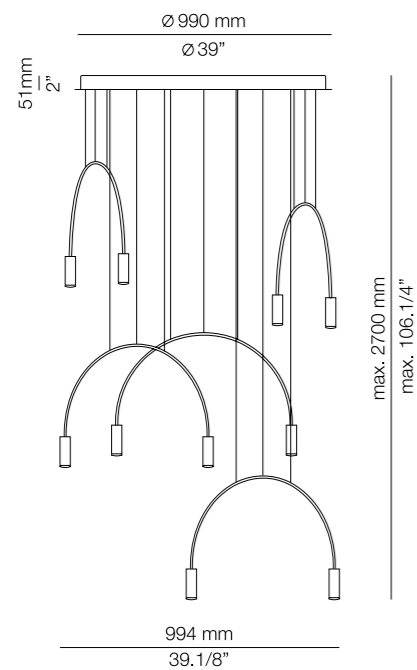


VOLTA L165.3D2T

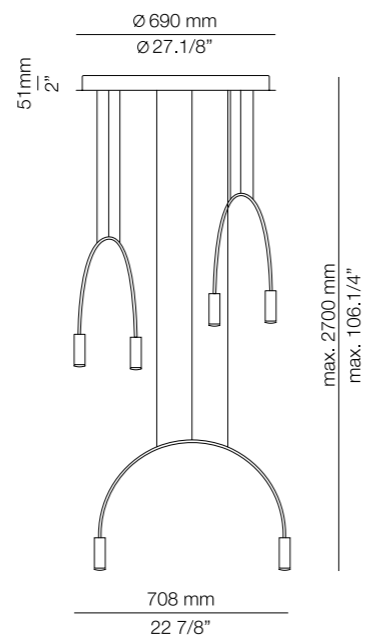


## ROUND CANOPY

VOLTA R100.5D



VOLTA R70.3D



Hotel @niche\_hotel\_athens by Maira Ridaki





## A-3530-W

LED 6,2W  
(2700K / Ang. 45° / >90 CRI  
350mA) / 100V - 240V  
Typ\* 725 lumens  
Non Dimmable

### Finishes

- 26 BLK (Body)
  - 26 BLK (Head)
  - 61 S GLD (Head)
- 71 WH (Body)
  - 71 WH (Head)

## A-3531-W

LED 6,2W  
(2700K / Ang. 45° / >90 CRI  
350mA) / 100V - 240V  
Typ\* 725 lumens  
Non Dimmable

### Finishes

- 26 BLK (Body)
  - 26 BLK (Head)
  - 61 S GLD (Head)
- 71 WH (Body)
  - 71 WH (Head)

### Additional

15° angle optic lens conversion kit.  
We offer custom finishes, sizes,  
and alternate lamping for projects.

*Photographs may show non-standard products.*



## A-3530-M

LED 6,2W  
(3000K / Ang. 45° / >90 CRI  
350mA) / 100V - 240V  
Typ\* 763 lumens  
Non Dimmable

### Finishes

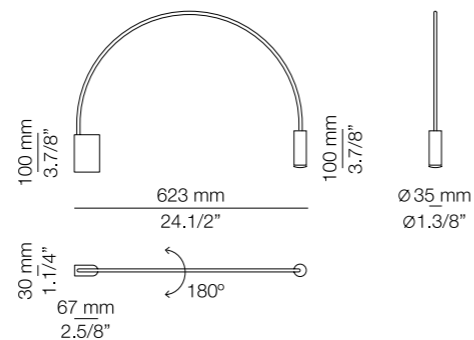
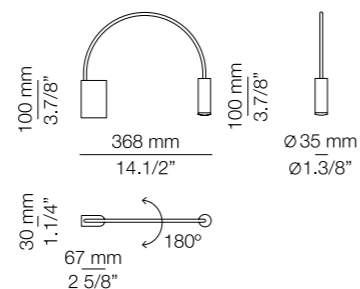
- 26 BLK (Body)
  - 26 BLK (Head)
  - 61 S GLD (Head)
- 71 WH (Body)
  - 71 WH (Head)

## A-3531-M

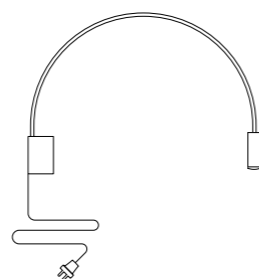
LED 6,2W  
(3000K / Ang. 45° / >90 CRI  
350mA) / 100V - 240V  
Typ\* 763 lumens  
Non Dimmable

### Finishes

- 26 BLK (Body)
  - 26 BLK (Head)
  - 61 S GLD (Head)
- 71 WH (Body)
  - 71 WH (Head)



### Cord&Plug accessory



26 / Private residence by @chapilo.design 29 / Private residence by @fabiolantolino



T-3534-W

LED 6,2W  
 (2700K / Ang. 45° / >90 CRI  
 350mA) / 100V - 240V  
 Typ\* 725 lumens  
 Non Dimmable  
 (dimmable upon request)  
 Compositions are dimmable

Finishes

- 26 BLK (Body)
  - 26 BLK (Head)
  - 61 S GLD (Head)
- 71 WH (Body)
  - 71 WH (Head)

Additional

15° angle optic lens  
 conversion kit.  
 We offer custom finishes, sizes,  
 and alternate lamping for projects.

*Photographs may show non-standard products.*



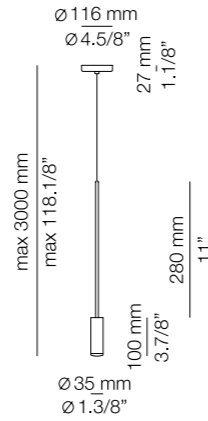
T-3534-M

LED 6,2W  
 (3000K / Ang. 45° / >90 CRI  
 350mA) / 100V - 240V  
 Typ\* 763 lumens  
 Non Dimmable  
 (dimmable upon request)  
 Compositions are dimmable

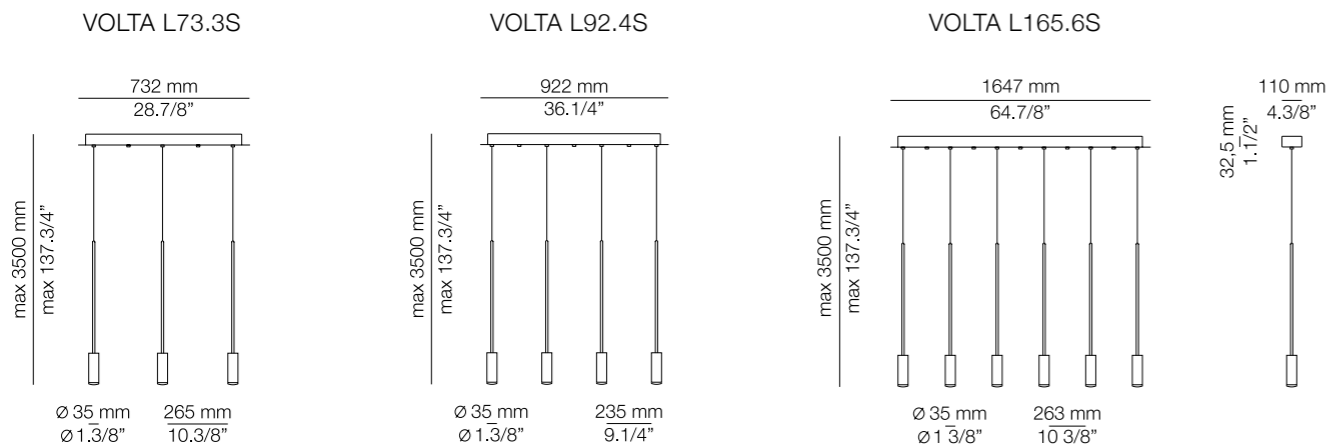
Finishes

- 26 BLK (Body)
  - 26 BLK (Head)
  - 61 S GLD (Head)
- 71 WH (Body)
  - 71 WH (Head)

Recessed option



VOLTA · SUSPENSION · COMPOSITIONS



Private residence by @studio\_erez\_hyatt





32 / Catalogue @bassols\_1790 33 / Private residence by BNU Nanjing



## M-3537-W

LED 6,2W  
(2700K / Ang. 45°  
>90 CRI / 350mA) / 230V  
Typ\* 725 lumens  
On/Off Switch

### Finishes

- 26 BLK (Body)
  - 26 BLK (Head)
  - 61 S GLD (Head)
- 71 WH (Body)
  - 71 WH (Head)

## p-3538-W

LED 6,2W  
(2700K / Ang. 45°  
>90 CRI / 350mA) / 230V  
Typ\* 725 lumens  
Push button dimmer  
on the head

### Finishes

- 26 BLK (Body)
  - 26 BLK (Head)
  - 61 S GLD (Head)
- 71 WH (Body)
  - 71 WH (Head)

### Additional

15° angle optic lens conversion kit.  
We offer custom finishes, sizes,  
and alternate lamping for projects.

*Photographs may show non-standard products.*

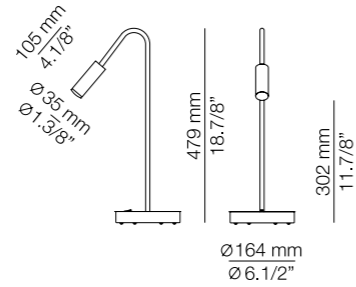


## M-3537-M

LED 6,2W  
(3000K / Ang. 45°  
>90 CRI / 350mA) / 230V  
Typ\* 763 lumens  
On/Off Switch

### Finishes

- 26 BLK (Body)
  - 26 BLK (Head)
  - 61 S GLD (Head)
- 71 WH (Body)
  - 71 WH (Head)

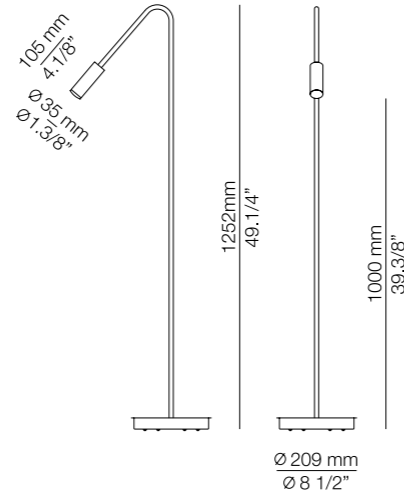


## p-3538-M

LED 6,2W  
(3000K / Ang. 45°  
>90 CRI / 350mA) / 230V  
Typ\* 763 lumens  
Push button dimmer  
on the head

### Finishes

- 26 BLK (Body)
  - 26 BLK (Head)
  - 61 S GLD (Head)
- 71 WH (Body)
  - 71 WH (Head)



Matrix Hotel by @dialogdesign



## VOLTA · SPOTLIGHT

(ENG) Advanced engineering gives Volta's elegant and versatile design a 330° swivel for a line of spotlights that directs light with precision. (ESP) La colección Volta ofrece su versión más técnico-decorativa con una fina línea de focos con una rótula que permite hasta 330° de movimiento. El foco individual permite una iluminación puntual con un diseño elegante.



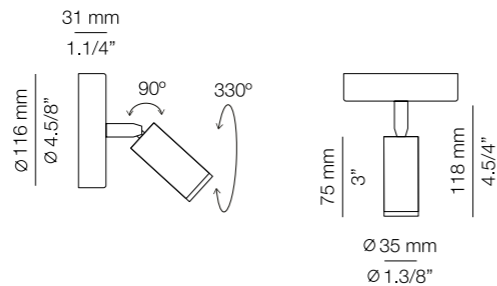


A-3533S-W

LED 6,2W  
(2700K / Ang. 15° / >90 CRI  
350mA) / 100V - 240V  
Typ\* 725 lumens  
Non Dimmable

A-3533S-M

LED 6,2W  
(3000K / Ang. 15° / >90 CRI  
350mA) / 100V - 240V  
Typ\* 763 lumens  
Non Dimmable



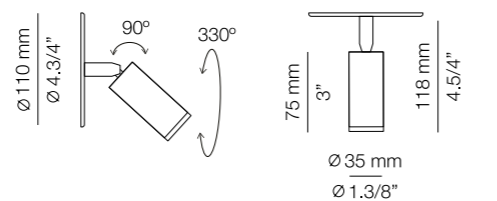


A-3533R-W

LED 6,2W  
(2700K / Ang. 15° / >90 CRI  
350mA) / 230V  
Typ\* 725 lumens  
Dimmable Triac

A-3533R-M

LED 6,2W  
(3000K / Ang. 15° / >90 CRI  
350mA) / 230V  
Typ\* 763 lumens  
Dimmable Triac

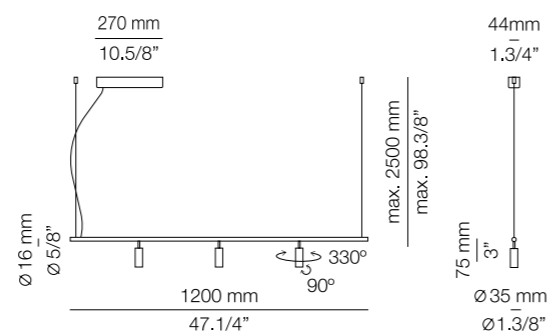


T-3532-W

LED 6,2W  
(2700K / Ang. 15° / >90 CRI  
350mA) / 230V  
Typ\* 725 lumens  
Dimmable Triac

T-3532-M

LED 6,2W  
(3000K / Ang. 15° / >90 CRI  
350mA) / 230V  
Typ\* 763 lumens  
Dimmable Triac



Finishes

- 26 BLK (Body)
- 26 BLK (Head)
- 61 S GLD (Head)
- 71 WH (Body)
- 71 WH (Head)

Additional

45° angle acrylic optic lens included.  
We offer custom finishes, sizes, and alternate lamping for projects.  
*Photographs may show non-standard products.*

Recessed option



CE Ⓢ IP 20 960°



# REVOLTA

*Nahtrang Studio*

<sup>(ENG)</sup> Open circles sketched in the air, or frames for fabric panels to soften sound. Pendant cylinders have aluminium heads and acrylic diffusers. Create your own custom suspension light combining them individually or with our selection of canopies. <sup>(ESP)</sup> Icónicos círculos dibujan en el aire distintos conjuntos que se llenan de color con paneles tapizados para atenuar el sonido. Pantallas de aluminio con difusores de metacrilato. Crea tu propio diseño combinando suspensiones de forma independiente o con nuestra selección de sujeciones múltiples.







41 / Hotel Grand Koper by AKSL-ArHITEKTI 42 / Boutique experience @flavorchocorp by GMA Architects 44 / Private residence by @traum.ideen.raum.gaben 45 / Private penthouse by @studio\_erez\_hyatt





T-3635-W

LED 6,2W  
(2700K / Ang. 45°  
>90 CRI / 350mA) 230V  
Typ\* 725 lumens  
Dimmable Triac

Finishes

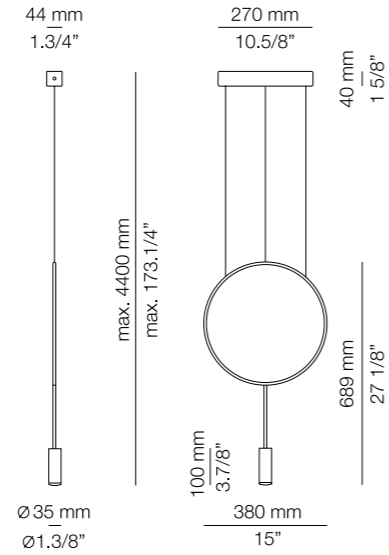
- 26 BLK (Body)
- 26 BLK (Head)
- 61 S GLD (Head)

T-3635-M

LED 6,2W  
(3000K / Ang. 45°  
>90 CRI / 350mA) 230V  
Typ\* 763 lumens  
Dimmable Triac

Finishes

- 26 BLK (Body)
- 26 BLK (Head)
- 61 S GLD (Head)



T-3636-W

LED 2x6,2W  
(2700K / Ang. 45°  
>90 CRI / 350mA) 230V  
Typ\* 2x725 lumens  
Dimmable Triac

Finishes

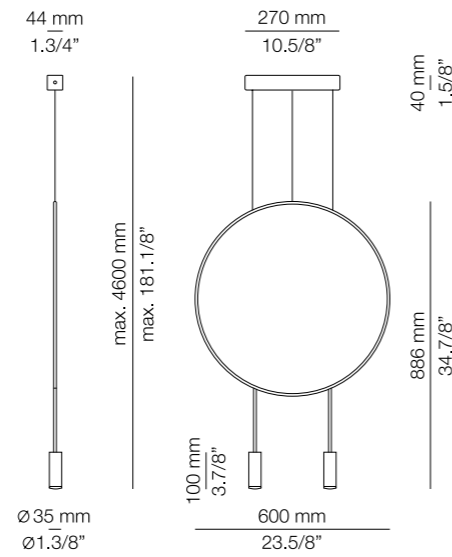
- 26 BLK (Body)
- 26 BLK (Head)
- 61 S GLD (Head)

T-3636-M

LED 2x6,2W  
(3000K / Ang. 45°  
>90 CRI / 350mA) 230V  
Typ\* 2x763 lumens  
Dimmable Triac

Finishes

- 26 BLK (Body)
- 26 BLK (Head)
- 61 S GLD (Head)



46 / Private residence by @TaylorPresslyArchitects

Additional

15° angle optic lens conversion kit.  
We offer custom finishes, sizes,  
and alternate lamping for projects.

*Photographs may show non-standard products.*



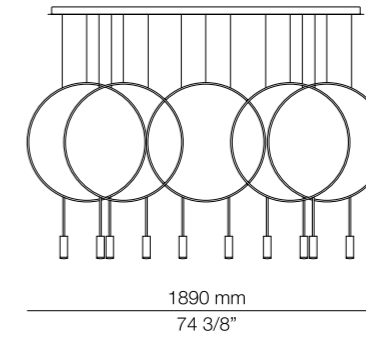
Recessed option

Recessed canopy  
with remote driver

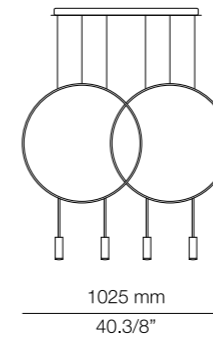


LINEAR CANOPY


REVOLTA L165.5D



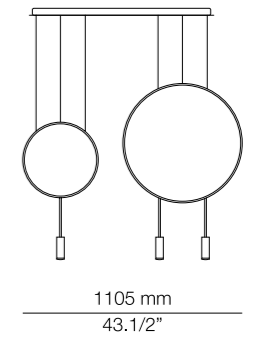
REVOLTA L73.2D



REVOLTA L73.1S1D




REVOLTA L92.1S1D

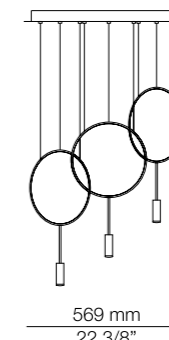


ROUND CANOPY


REVOLTA R40.1S1D



REVOLTA R70.3S



REVOLTA R100.5S





### Finish Acoustic panel

Fabric

- 82 BL Blue
- 83 EGP Eggplant
- 84 SLM Salmon

$\alpha=0.4$

P.E.T. felt

- 26 BLK Black

$\alpha=0.25$



### Additional

Sound absorbing panels without light are available upon request. We offer custom finishes and sizes. Photographs may show non-standard products.

CE ⚡ IP 20 650°

<sup>(ENG)</sup> Revolta offers a unique and decorative solution to soften room noise with fabric-covered acoustic panels or recycled P.E.T. felt panels. Revolta can also be used to divide large spaces into discrete areas. <sup>(ESP)</sup> Revolta ofrece una solución única y decorativa para atenuar el ruido de una estancia gracias a sus paneles acústicos forrados de espuma y tejido o P.E.T. reciclado que absorben el sonido. Además, se puede utilizar para dividir grandes espacios en zonas más íntimas.










52 / Mix Use Spear Street by @sssginteriors 54 / Hotel Casa Vincke 55 / Hotel Atenea Mar by @carlesgrauches.interiors



(ENG) Sculpture that illuminates: Revolta stands alone on table or desk.  
(ESP) La lámpada de sobremesa Revolta impacta por su carácter escultural, decorando una mesa, barra o mueble bufet.



Amgen offices by @amararchitects\_



## M-3637-W

LED 6,2W  
(2700K / Ang. 45° / >90 CRI  
350mA) 100V - 240V  
Typ\* 725 lumens  
Sensor Dimmer  
Universal plug



### Finishes

- 26 BLK (Body)
- 26 BLK (Head)
- 61 S GLD (Head)

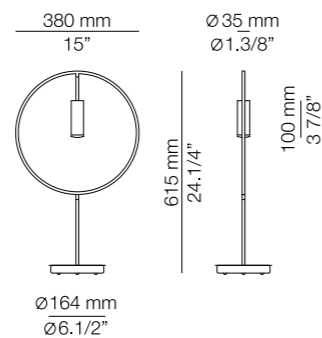
## M-3637-M

LED 6,2W  
(3000K / Ang. 45° / >90 CRI  
350mA) 100V - 240V  
Typ\* 763 lumens  
Sensor Dimmer  
Universal plug



### Finishes

- 26 BLK (Body)
- 26 BLK (Head)
- 61 S GLD (Head)



## A-3630-W

LED 6,2W  
(2700K / Ang. 45° / >90 CRI  
350mA) 100V - 240V  
Typ\* 725 lumens  
Non Dimmable

### Finishes

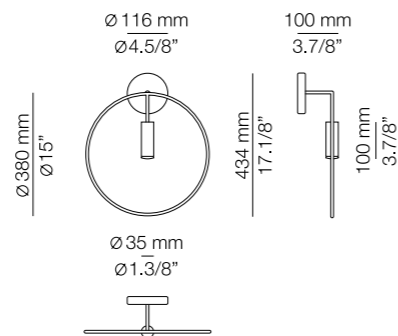
- 26 BLK (Body)
- 26 BLK (Head)
- 61 S GLD (Head)

## A-3630-M

LED 6,2W  
(3000K / Ang. 45° / >90 CRI  
350mA) 100V - 240V  
Typ\* 763 lumens  
Non Dimmable

### Finishes

- 26 BLK (Body)
- 26 BLK (Head)
- 61 S GLD (Head)



Hotel Casa Vincke



## Additional

15° angle optic lens conversion kit.  
We offer custom finishes, sizes,  
and alternate lamping for projects.

*Photographs may show non-standard products.*



# CIRC

*Nahtrang Studio*

<sup>(ENG)</sup> A bubble of light, identified by its attached metal ring, a detail that provides support and a handle as the battery-powered lamp goes where it's needed. Circ with a hanger attachment completes this brilliant collection.

<sup>(ESP)</sup> Una esfera de luz envolvente que dialoga con distintos soportes metálicos para configurar la identidad de cada elemento. El anillo de metal es a la vez asa y soporte para esta lámpara portátil que funciona con batería.



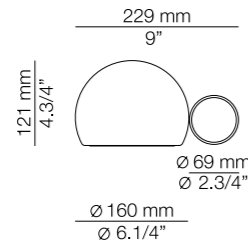


61 / Private residence by @danielianbureau



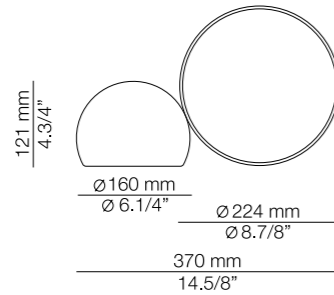
## M-3726X

LED 2,5W  
(3000K / Ang.120° / >80CRI  
5200mAh ) 230V / Typ\* 290 lumens  
Polyethylene shade



## M-3727X

LED 2,5W  
(3000K / Ang.120° / >80CRI  
5200mAh) 230V / Typ\* 290 lumens  
Polyethylene shade



### Finish indoor

● 61 S GLD

### Finish in/outdoor

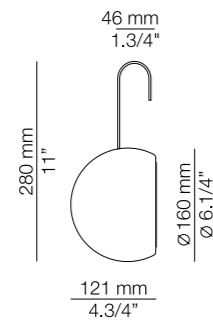
● 26 BLK

● 80 RT



## M-3826X

LED 2,5W  
(3000K / Ang.120° / >80CRI  
5200mAh) 230V / Typ\* 290 lumens  
Polyethylene shade



### Finish in/outdoor

● 46 M GN

● 78 OX RD

### Additional

Li ion battery / Induction charging base  
Three position dimming / Remote control  
Battery charging time 8-10h  
Battery life over 6h at maximum brightness

*Photographs may show non-standard products.*

CE IP67 850°

INDOOR & OUTDOOR

Casa Cabanyal by @bacon\_\_studio





66 & 67 / Hashotel by @uaucollectiv & @lightfactoryhasselit

(ENG) Circ offers a table and floor lamp with each hemisphere in balance on their metal bases. (ESP) La colección Circ dispone de una estilizada lámpara de sobremesa y su versión de pie con una semiesfera descansando en equilibrio sobre su base metálica.









<sup>(ENG)</sup> Our metal table has an illuminated sphere, with plug and a practical handle for portability. <sup>(ESP)</sup> Circ ofrece una original e innovadora mesa con un punto de luz integrado en la propia estructura y una práctica asa para facilitar su portabilidad, uniendo el diseño y la funcionalidad en un solo producto.





### M-3728

LED 8W  
( 2700K / Ang.120° / >90CRI )  
230V / Typ\* 665 lumens  
Glass shade  
On/Off cord switch

#### Finish indoor

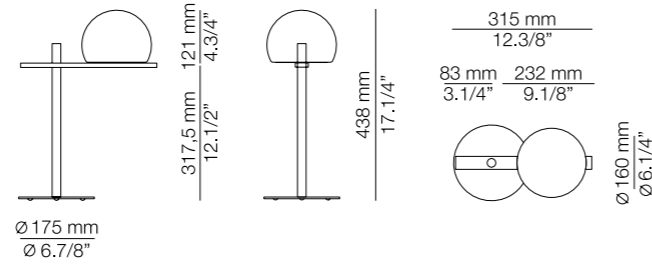
- 26 BLK
- 61 S GLD

### M-3728X

LED 8W  
( 2700K / Ang.120° / >90CRI )  
230V / Typ\* 665 lumens  
Polyethylene shade  
Dimmable Triac

#### Finish outdoor

- 26 BLK
- 80 RT



### p-3729

LED 8W  
( 2700K / Ang.120° / >90CRI )  
230V / Typ\* 665 lumens  
Glass shade  
On/Off cord switch

#### Finish indoor

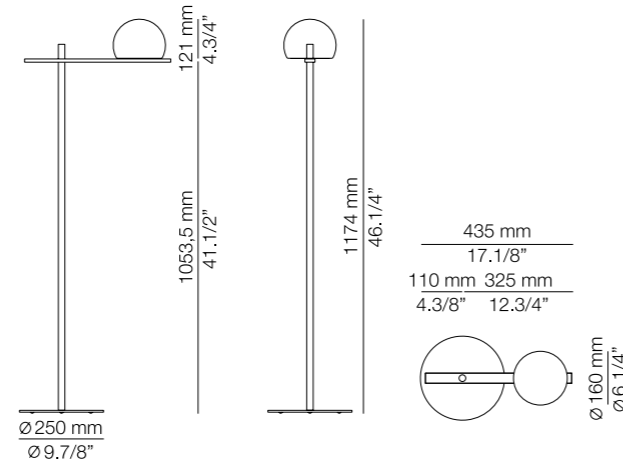
- 26 BLK
- 61 S GLD

### p-3729X

LED 8W  
( 2700K / Ang.120° / >90CRI )  
230V / Typ\* 665 lumens  
Polyethylene shade  
Dimmable Triac

#### Finish outdoor

- 26 BLK
- 80 RT



### M-3725

LED 8W  
( 2700K / Ang.120° / >90CRI )  
230V / Typ\* 665 lumens  
Glass shade  
On/Off cord switch

#### Finish indoor

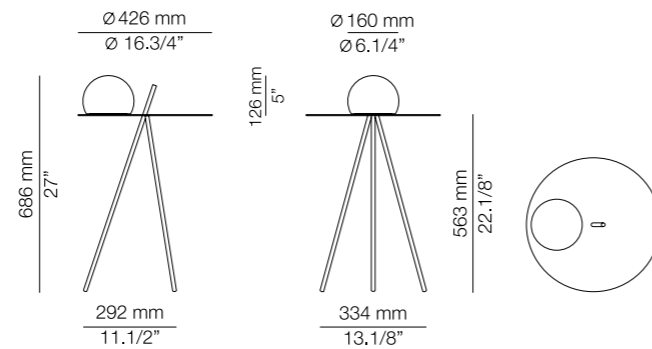
- 26 BLK

### M-3725X

LED 8W  
( 2700K / Ang.120° / >90CRI )  
230V / Typ\* 665 lumens  
Polyethylene shade  
Dimmable Triac

#### Finish outdoor

- 26 BLK



#### Additional

We offer custom finishes, sizes, and alternate lamping for projects.

*Photographs may show non-standard products.*



#### Additional

We offer custom finishes, sizes, and alternate lamping for projects.

*Photographs may show non-standard products.*




72 / Hotel Yurbban Passage by @raquelisogorb



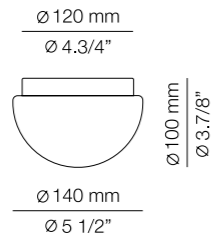


77 & 78 / Offices JCM Technologies



t-3832

LED 8W  
 ( 2700K / Ang.120° / >90CRI )  
 230V / Typ\* 665 lumens  
 Glass shade  
 Dimmable Triac



Finish indoor

- 26 BLK
- 61 S GLD

Additional

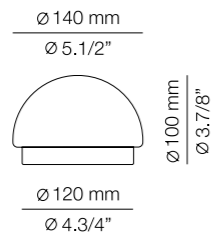
We offer custom finishes, sizes, and alternate lamping for projects.

*Photographs may show non-standard products.*

CE ⚡ IP 20 960°

M-3836

LED 8W  
 ( 2700K / Ang.120° / >90CRI )  
 230V / Typ\* 665 lumens  
 Glass shade  
 On/Off cord switch





(ENG) Sconce globes can be encircled with a slender metal ring or balanced on a metal bar. Indoor uses include hallways and bathrooms. Outdoor versions illuminate walkways and terraces. (ESP) Una semiesfera de cristal iluminada mantiene su equilibrio dentro de un anillo o de un soporte lineal de metal. Los usos interiores incluyen pasillos y baños, las versiones para exterior iluminan los pasillos y terrazas.





Hotel Terra Domicata by @blackvelvetstudio\_bcn









(ENG) The sconce's metal bar also supports and illuminates signage. A beautifully functional solution for hotels and resorts. (ESP) El soporte de metal permite incluir señalización iluminada por la suave luz de la semiesfera, ofreciendo una solución elegante, a la par que funcional, para hoteles y resorts.

84 / Restaurant Fauna by @kimptonvividora 86 / Hotel Terra Dominicata by @blackvelvetstudio\_bcn 87 / Hotel Casa Vincke



### A-3722

LED 10W  
( 2700K / Ang.120° / >90CRI )  
230V / Typ\* 870 lumens  
Dimmable Triac  
Glass shade

#### Finish indoor

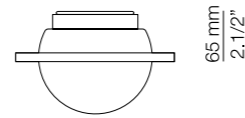
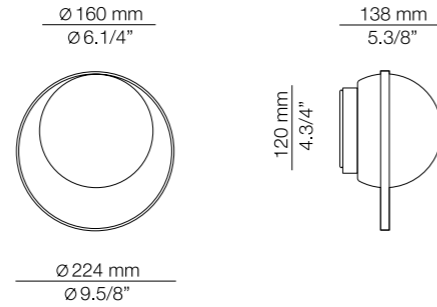
- 26 BLK
- 61 S GLD

### A-3722X

LED 8W  
( 2700K / Ang.120° / >90CRI )  
230V / Typ\* 665 lumens  
Dimmable Triac  
Polyethylene shade

#### Finish outdoor

- 26 BLK
- 80 RT



### A-3720

LED 10W  
( 2700K / Ang.120° / >90CRI )  
230V / Typ\* 870 lumens  
Dimmable Triac  
Glass shade

#### Finish indoor

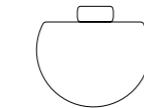
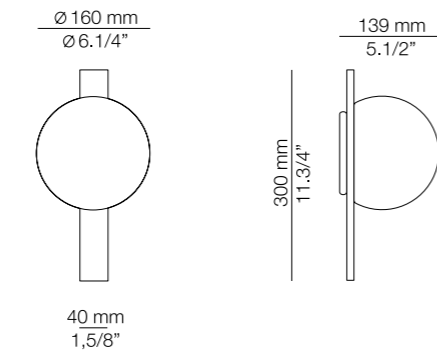
- 26 BLK
- 61 S GLD

### A-3720X

LED 8W  
( 2700K / Ang.120° / >90CRI )  
230V / Typ\* 665 lumens  
Dimmable Triac  
Polyethylene shade

#### Finish outdoor

- 26 BLK
- 80 RT



#### Additional

We offer custom finishes, sizes, and alternate lamping for projects.  
Contract option minimum quantity required.

*Photographs may show non-standard products.*



#### Additional

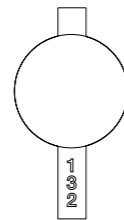
We offer custom finishes, sizes, and alternate lamping for projects.  
Contract option minimum quantity required.

*Photographs may show non-standard products.*



#### Contract option

Wall light with laser cut signage



Hotel Terra Dominicana by @blackvelvetstudio\_bcn





90 / Hotel Bienvenir by @wanrockyou 91 / Private residence by @ffvdarquitectes



(ENG) Circ doubles its brilliance with a round or racetrack oval mirror in bronze or smoke. (ESP) Bronce o gris fumé: con un tono de color, Circ se convierte en un elemento decorativo que aporta calidez a la vez que duplica su luminosidad.



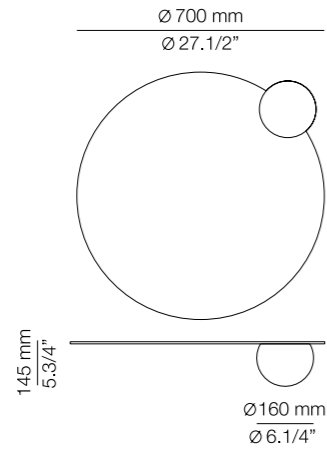
## A-3706 / A-3706A

LED 10W  
 ( 2700K / Ang.120° / >90CRI )  
 230V / Typ\* 870 lumens  
 Dimmable Triac  
 Glass shade

### Finish

- 00 PLAIN

A-3706A: Mirror with demister system  
 Espejo con sistema antivaho


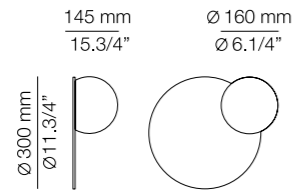


## A-3702

LED 10W  
 ( 2700K / Ang.120° / >90CRI )  
 230V / Typ\* 870 lumens  
 Dimmable Triac  
 Glass shade

### Finishes

- 23 GR F
- 65 BR F

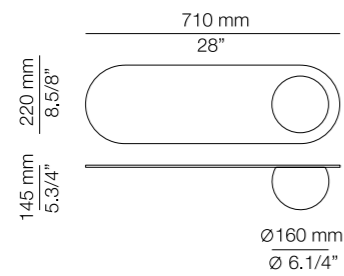


## A-3703

LED 10W  
 ( 2700K / Ang.120° / >90CRI )  
 230V / Typ\* 870 lumens  
 Dimmable Triac  
 Glass shade

### Finishes

- 00 PLAIN
- 23 GR F



Hotel Terra Dominicana by @blackvelvetstudio\_bcn

## Additional

We offer custom finishes, sizes, and alternate lamping for projects.

*Photographs may show non-standard products.*





Private residence by @living\_and\_deco



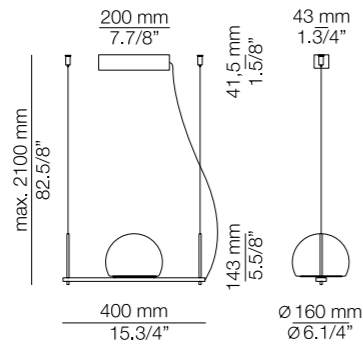
<sup>(ENG)</sup> Like the acrobat poised on a trapeze, this suspension lamp is perfectly balanced and versatile. Its flexibility is demonstrated when it can be installed facing up or down, at an angle or even linked for a longer unit.

<sup>(ESP)</sup> Igual que un acróbata en su trapecio, la lámpara de suspensión Circ evoca equilibrio y flexibilidad. Esta ligera y elegante suspensión demuestra su versatilidad ofreciendo la posibilidad de colocarse iluminando hacia arriba o hacia abajo, en ángulo o conectando varios de sus tamaños disponibles para crear composiciones.



### T-3714

LED 6,2W  
(2700K / Ang. 120°  
>90 CRI / 350mA) 230V  
Typ\* 725 lumens  
Dimmable Triac  
Glass shade

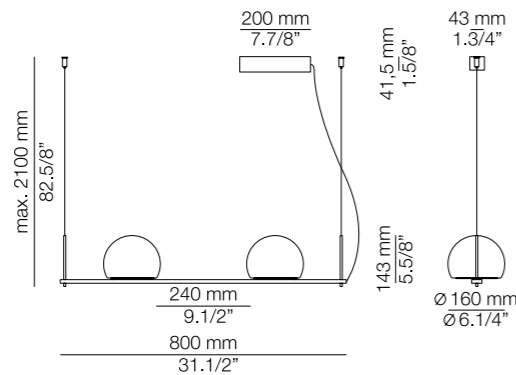


#### Finishes

- 26 BLK
- 61 S GLD

### T-3715

LED 2x6,2W  
(2700K / Ang. 120°  
>90 CRI / 350mA) 230V  
Typ\* 2x725 lumens  
Dimmable Triac  
Glass shade

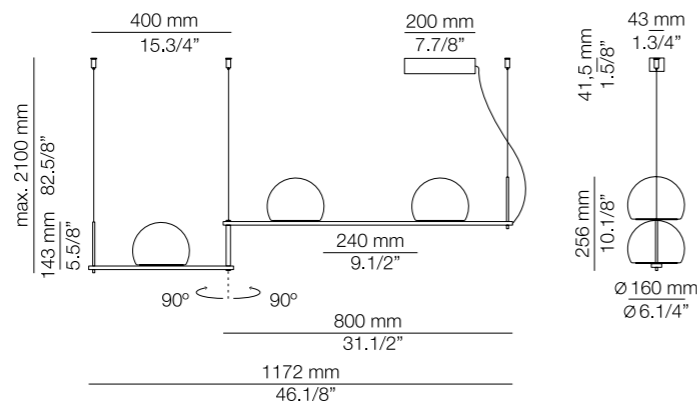


#### Finishes

- 26 BLK
- 61 S GLD

### T-3716

LED 3x6,2W  
(2700K / Ang. 120°  
>90 CRI / 350mA) 230V  
Typ\* 3x725 lumens  
Dimmable Triac  
Glass shade

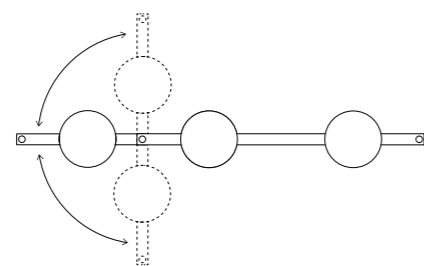
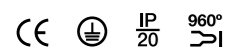


#### Finishes

- 26 BLK
- 61 S GLD

#### Additional


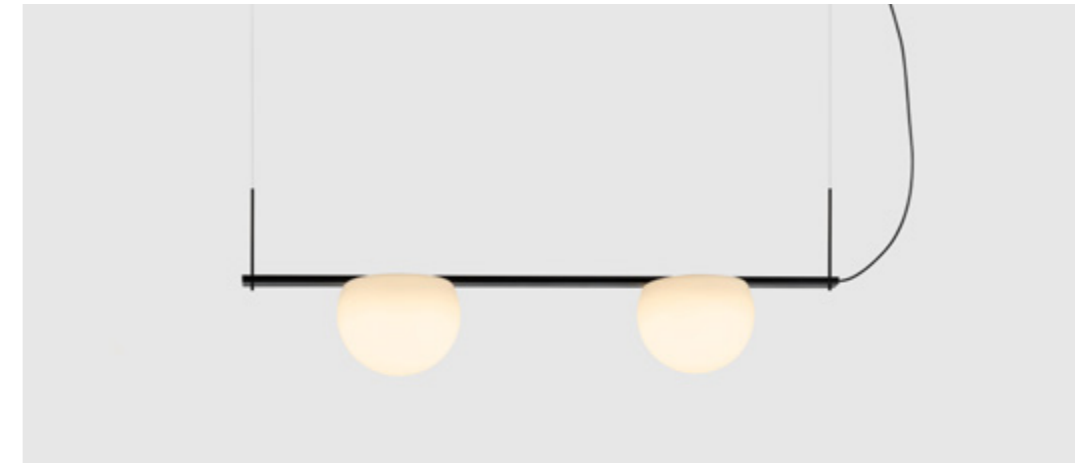
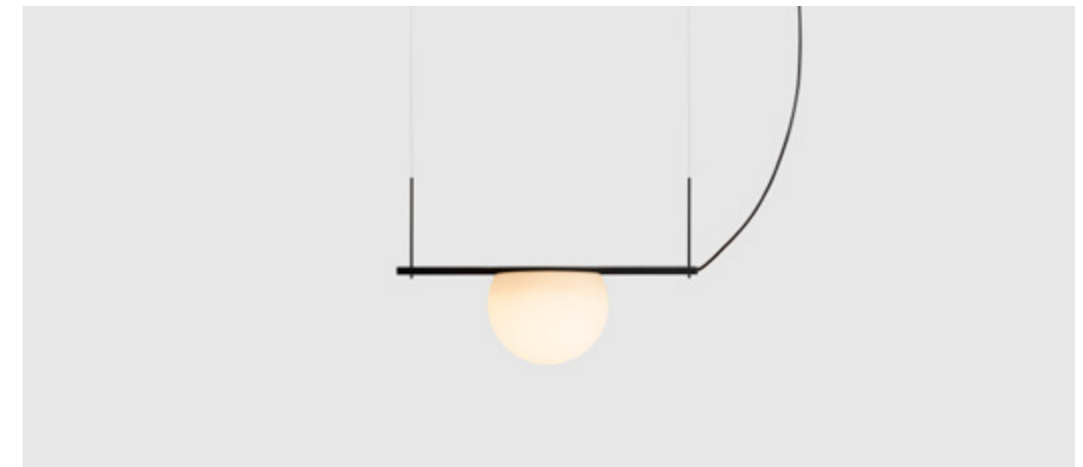
We offer custom finishes, sizes,  
and alternate lamping for projects.  
*Photographs may show non-standard products.*



#### Recessed option



98 / Private residence by @alon\_cohen\_architecture 102 / Private residence by BNU Nanjing



<sup>(ENG)</sup> A pivoting arm allows straight lines or angles for unique installations. Connect two suspension lights and create custom compositions that meander overhead to illuminate select areas. <sup>(ESP)</sup> Un brazo giratorio permite instalaciones únicas en línea recta o en ángulo. Conecta dos lámparas de suspensión para crear composiciones personalizadas que iluminen la zona deseada.

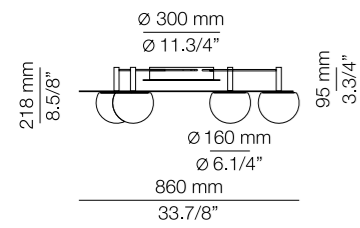




t-3810A / t-3810

LED 4x6,2W  
(2700K / Ang. 120° / >90 CRI / 350mA)  
230V / Typ\* 4x725 lumens  
Dimmable Triac  
Glass shade

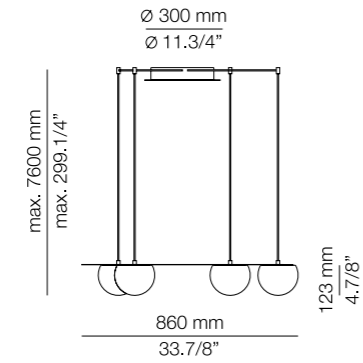
t-3810A: Finish Acoustic Panel  
t-3810: Finish metal ring



T-3815A / T-3815

LED 4x6,2W  
(2700K / Ang. 120° / >90 CRI / 350mA)  
230V / Typ\* 4x725 lumens  
Dimmable Triac  
Glass shade

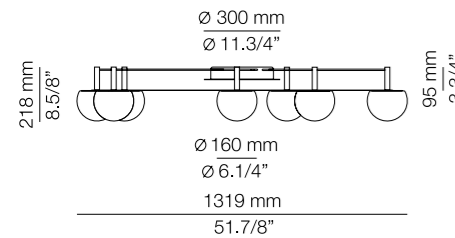
T-3815A: Finish Acoustic Panel  
T-3815: Finish metal ring



t-3811A / t-3811

LED 7x6,2W  
(2700K / Ang. 120° / >90 CRI / 350mA)  
230V / Typ\* 7x725 lumens  
Dimmable Triac  
Glass shade

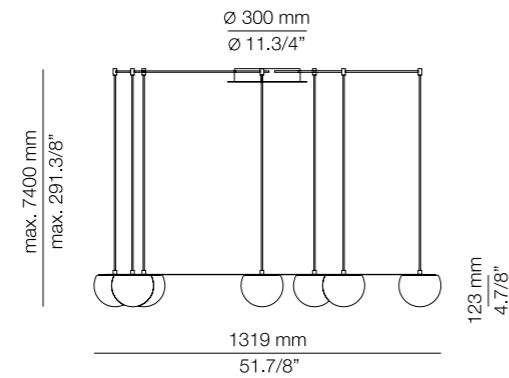
t-3811A: Finish Acoustic Panel  
t-3811: Finish metal ring



T-3816A / T-3816

LED 7x6,2W  
(2700K / Ang. 120° / >90 CRI / 350mA)  
230V / Typ\* 7x725 lumens  
Dimmable Triac  
Glass shade

T-3816A: Finish Acoustic Panel  
T-3816: Finish metal ring



Finish Acoustic Panel

P.E.T. felt  
● 26 BLK  
⊠ α=0.25


Finish Ring

● 26 BLK  
● 61 S GLD

Additional

We offer custom finishes, sizes, and alternate lamping for projects.  
*Photographs may show non-standard products.*

CE IP 20 850°



t-3810A



T-3815A



t-3811



T-3816



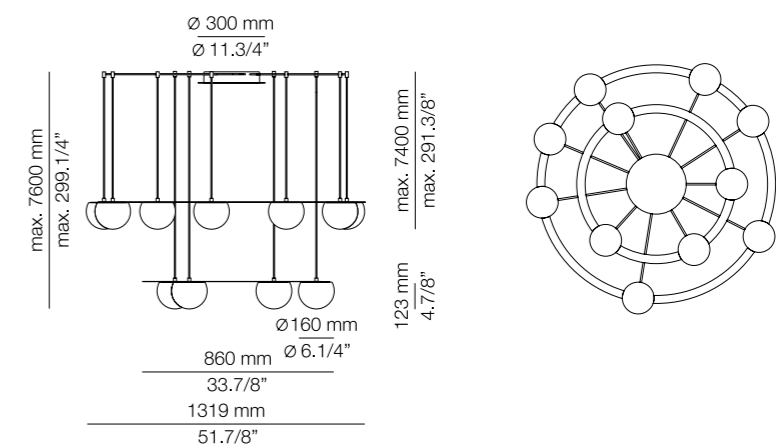


Private residence by @bureau.slovo

CIRC · SUSPENSION · COMPOSITION



CIRC R30.1SP1MP



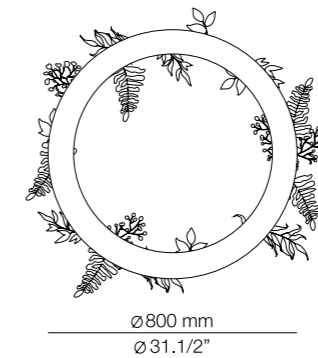


Catena Abogados offices by @evolet.interiorismo



## VEGETATION KIT

Planter KIT with artificial greenery included.  
Not waterproof  
Maximum 30kg.



(ENG) Greenery adds life to interiors and light is life to plants: Circ embraces biophilia, indulging the desire to connect with nature. The planter ring incorporates natural-looking artificial plants with pendants for a fresh and trending look. It can be combined with Circ, Laverd and Aro: three dramatic chandeliers for large spaces and high ceilings. (ESP) La vegetación da vida a los interiores y la luz es vida para las plantas: Circ abraza la biofilia satisfaciendo el deseo de conectar con la naturaleza. La jardinera permite incorporar plantas artificiales de aspecto natural con luminarias suspendidas para una apariencia fresca. Se puede combinar con Circ, Laverd y Aro: tres suspensiones pensadas para grandes espacios y techos altos.

(ENG) Acoustic panels combined with light create a decorative cloud to reduce noise. Acoustic panels are flush mounted to the ceiling. (ESP) Paneles acústicos, colocados como plafón y combinados con semiesferas de luz crean una original figura que aporta carácter al espacio y al mismo tiempo merma el ruido de la sala.

t-3825

LED 5x6,2W  
(2700K / Ang. 120° / >90 CRI / 350mA)  
230V / Typ\* 5x725 lumens  
Dimmable Triac  
Glass shade

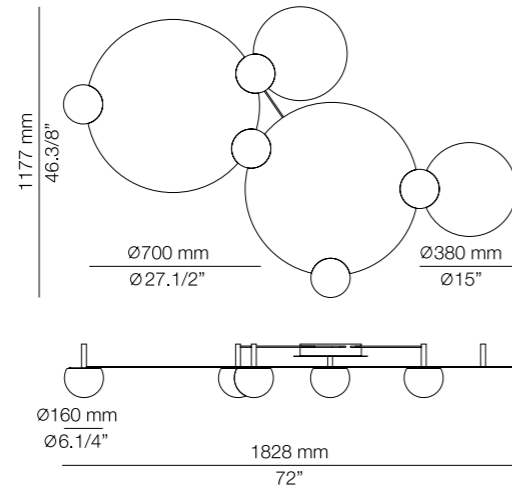
Finish Acoustic Panel

P.E.T. felt  
●● 26 BLK & 55 BG  
 $\alpha = 0.25$

Additional

We offer custom finishes, sizes, and alternate lamping for projects.  
*Photographs may show non-standard products.*

CE   



Private residence by Atelier 3



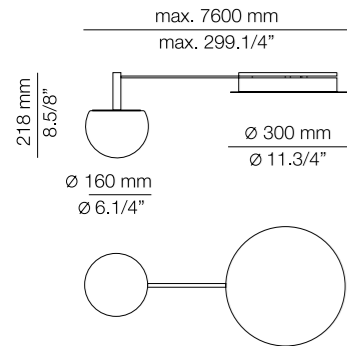


114 / Private residence by @isabe\_gomez\_studio 115 / Private residence by @alon\_cohen\_architecture



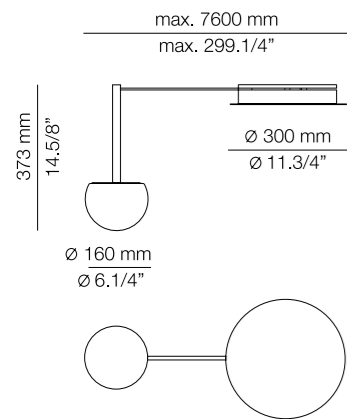
t-3820S

LED 6,2W  
(2700K / Ang. 120° / >90 CRI / 350mA)  
230V / Typ\* 725 lumens  
Dimmable Triac  
Glass shade



t-3821S

LED 6,2W  
(2700K / Ang. 120° / >90 CRI / 350mA)  
230V / Typ\* 725 lumens  
Dimmable Triac  
Glass shade



Additional

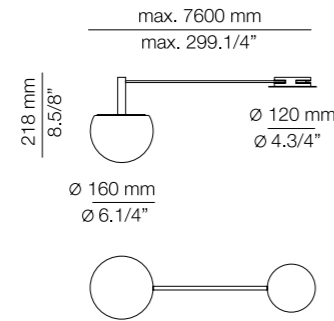
We offer custom finishes, sizes, and alternate lamping for projects.

*Photographs may show non-standard products.*



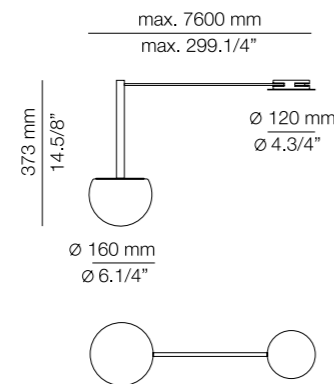
t-3820R

LED 6,2W  
(2700K / Ang. 120° / >90 CRI / 350mA)  
230V / Typ\* 725 lumens  
Dimmable Triac / Remote driver  
Glass shade



t-3821R

LED 6,2W  
(2700K / Ang. 120° / >90 CRI / 350mA)  
230V / Typ\* 725 lumens  
Dimmable Triac / Remote driver  
Glass shade



Additional

We offer custom finishes, sizes, and alternate lamping for projects.

*Photographs may show non-standard products.*



Finish

● 26 BLK

(ENG) With a single, versatile canopy, several glass hemispheres sprawl across a ceiling in custom patterns to illuminate specific areas. The cables connecting the lights are offered in different lengths while the lights are suspended on metal stems. Infinite configurations can be created from this simple and functional design. (ESP) Con un único florón, varias semiesferas de cristal se extienden por el techo creando composiciones personalizadas para iluminar áreas específicas. Las pantallas quedan suspendidas en vástagos de metal, y los cables que las conectan permiten crear infinitas configuraciones a partir de un diseño simple y funcional.



CIRC R12.2S2M



CIRC t-3821R



CIRC R12.1S1M



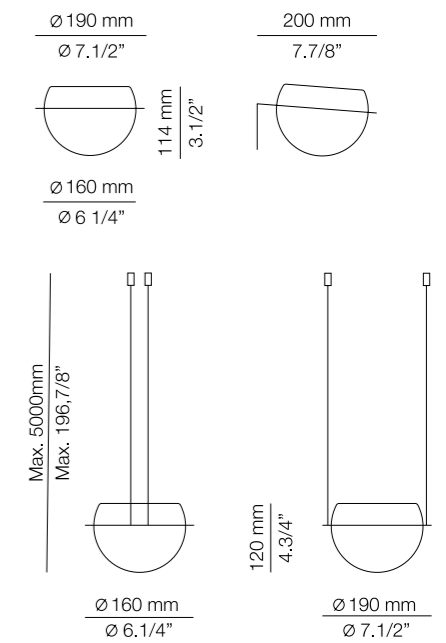


Offices JCM Technologies



FLOWER POT

Flower pot KIT for greenery in black anthracite polyethylene. Plants not included. Waterproof / Maximum 1,5kg



# CUPOLINA

*Boti de Dominicis Studio*

<sup>(ENG)</sup> An ancient symbol of strength and shelter, the dome inspires artists and architects, and now illuminates interiors. Cupolina's variations include a floor lamp, a table lamp and one wall-mounted with a small shelf. The dome head is aluminum with acrylic diffuser. <sup>(ESP)</sup> La cúpula, un antiguo símbolo de fuerza y refugio, que ha inspirado artistas y arquitectos, ahora ilumina los interiores. La familia Cupolina incluye una lámpara de pie y una lámpara de mesa. Dos estilos más están montados en la pared, uno al ras y otro con un estante pequeño. El cabezal de la cúpula es de aluminio con difusor acrílico.





Hotel Casa Vincke





Hotel Casa Vincke





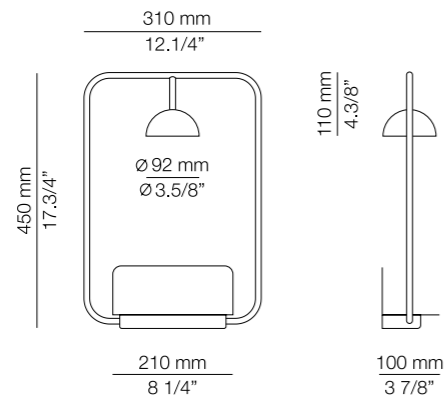


128 & 129 / Hotel Casa Vincke



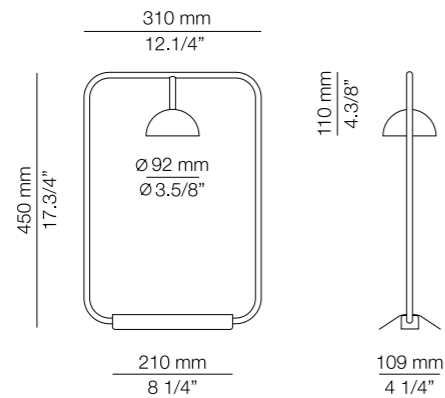
### A-3930

LED 6,2W  
 (2700K / Ang. 70°  
 >90 CRI / 350mA)  
 100V - 240V / Typ\* 725 lumens  
 Non Dimmable  
 Shelf max. weight 2kg



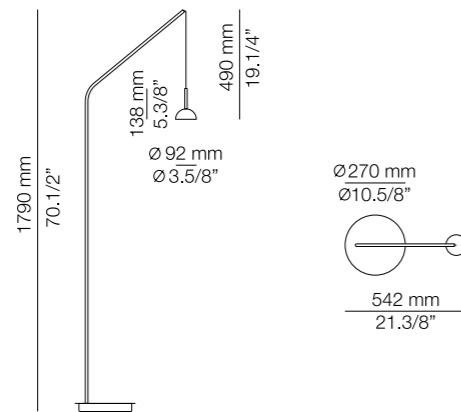
### M-3937

LED 6,2W  
 (2700K / Ang. 70°  
 >90 CRI / 350mA)  
 230V / Typ\* 725 lumens  
 On/Off cord switch



### p-3939

LED 6,2W  
 (2700K / Ang. 70°  
 >90 CRI / 350mA)  
 230V / Typ\* 725 lumens  
 On/Off cord switch



### Finishes

- 26 BLK
- 59 TC
- 74 WH

### Additional

We offer custom finishes, sizes, and alternate lamping for projects.

*Photographs may show non-standard products.*



Offices JCM Technologies





(ENG) Mounted on a suspended metal grid, the domes illuminate all the places where people gather. The interplay of geometric motifs adds drama to every interior. Cupolina easily goes solo, adapting itself to more intimate spaces for precision lighting. (ESP) Colgadas de una estructura rectangular, las cúpulas pueden iluminar cualquier espacio de reunión. La interacción de diferentes formas geométricas añaden dramatismo a cada interior. En su versión individual, Cupolina se adapta perfectamente a espacios más íntimos para una iluminación precisa.







Hotel Casa Vincke

Designer Show House by @nometri\_





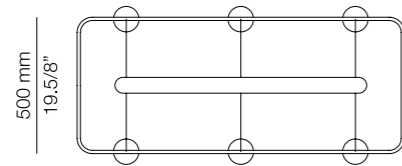
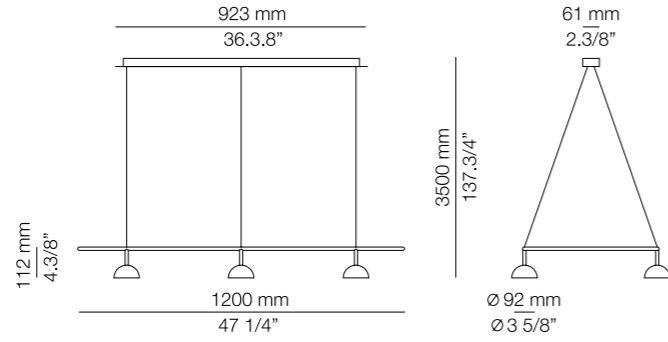
Offices JCM Technologies





### T-3935

LED 6x6,2W  
(2700K / Ang. 70°  
>90 CRI / 350mA)  
230V / Typ\* 6x725 lumens  
Dimmable Triac



### Finishes

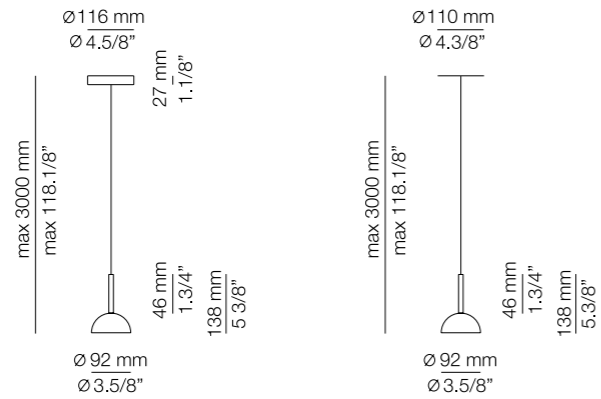
- 26 BLK
- 74 WH

### Finish Acoustic Panel

- ● Pet Felt + Artificial Vegetation
- ● Pet Felt + Artificial Vegetation

### T-3934

LED 6,2W  
(2700K / Ang. 70°  
>90 CRI / 350mA)  
100V - 240V / Typ\* 725 lumens  
Non Dimmable



### Finishes

- 26 BLK
- 59 TC
- 74 WH

### Additional

We offer custom finishes, sizes, and alternate lamping for projects.

*Photographs may show non-standard products.*



### Recessed option



Hotel Casa Vincke



# BOLS

*Mermelada estudio*

<sup>(ENG)</sup> Bols adds volume without weight. The polyethylene globe is a transformative element that can be suspended from the ceiling or provide ambient light when captured in open metal baskets. Indoors and outdoors, the baskets can be customized with kits that allow use as tables or planters. <sup>(ESP)</sup> Bols añade volumen sin peso visual. La pantalla de polietileno es un elemento transformador que, combinado con diferentes estructuras metálicas, se puede colgar del techo o proporcionar luz ambiental mediante lámparas de pie. Tanto en interior como en exterior, Bols se puede personalizar con kits que permiten su uso como mesita auxiliar o macetero.









(ENG) The low or tall metal basket that holds Bols can be customized with a table kit, a removable polypropylene tray-top. With the flowerpot or planter kit, greenery can be added to indoor and outdoor spaces. (ESP) Sus versiones de pie se pueden convertir fácilmente en macetero o en mesita auxiliar gracias a una ingeniosa solución pensada para llenar de verde las terrazas o añadir una superficie extra sin ocupar sitio.





## BOLS · FLOOR LAMP

<sup>(ENG)</sup> Not every thumb is green. Our faux greenery brings the restorative power of nature indoors with no maintenance required. <sup>(ESP)</sup> Nuestra vegetación artificial permite traer el poder reparador de la naturaleza a los espacios interiores sin necesidad de mantenimiento.

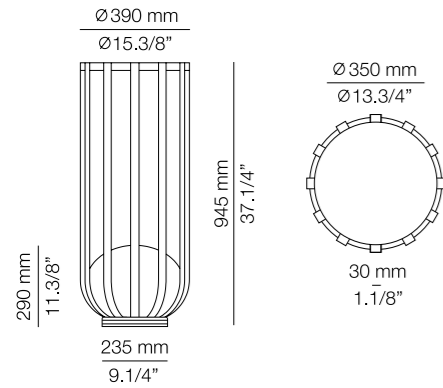


Offices JCM Technologies




## P-4027X

LED 10W  
(2700K / Ang. 120° / >90 CRI)  
230V / Typ\* 870 lumens  
Dimmable Triac



### Table Kit

Polypropylene flower pot + metal table top  
Plants not included  
Maximum 3kg




### Flower Pot Kit

Polypropylene flower pot for natural vegetation  
Plants not included  
Maximum 5,5kg



### Vegetation Kit

Artificial greenery



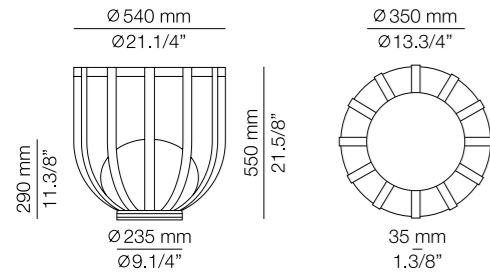
### Bolt down floor base kit

Metal base



## P-4028X

LED 10W  
(2700K / Ang. 120° / >90 CRI)  
230V / Typ\* 870 lumens  
Dimmable Triac



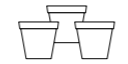
### Table Kit

Polypropylene flower pot + metal table top  
Plants not included  
Maximum 5kg




### Flower Pot Set

160 mm  
Includes 3 flower pots + tray  
Plants not included.



### Vegetation Kit

Artificial greenery



### Flower Pot Set

180 mm  
Includes 3 flower pots + tray  
Plants not included.



### Bolt down floor base kit

Metal base




## Finish

- 55 BG
- 78 OX RD
- 96 BLK ANT

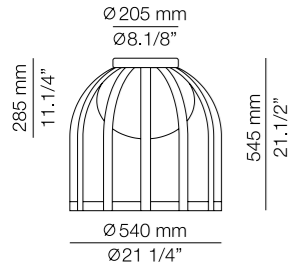
## Additional

We offer custom finishes, sizes, and alternate lamping for projects.

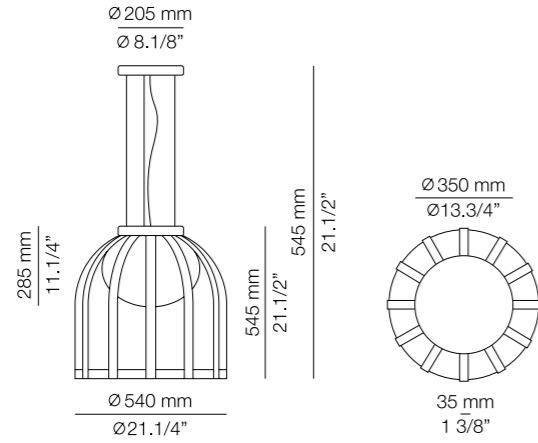
*Photographs may show non-standard products.*



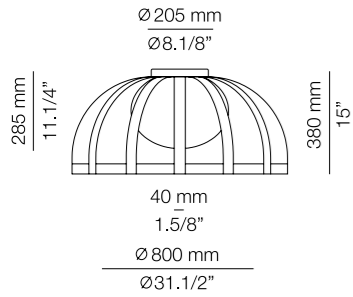
t-4022X



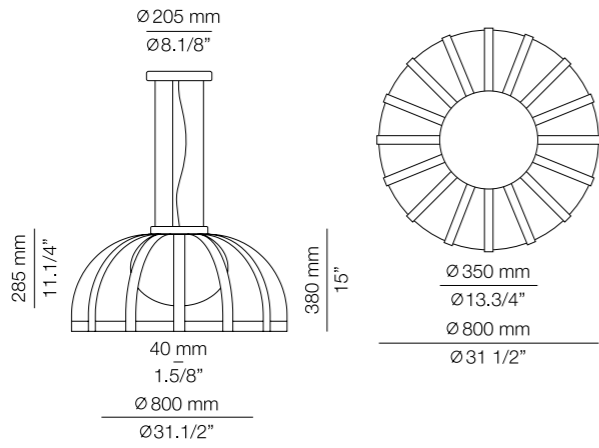
T-4024X



t-4023X



T-4025X



LED 10W  
(2700K / Ang. 120° / >90 CRI)  
230V / Typ\* 870 lumens  
Dimmable Triac

**Finish**

- 55 BG
- 78 OX RD
- 96 BLK ANT

**Additional**

We offer custom finishes, sizes, and alternate lamping for projects.

*Photographs may show non-standard products.*



# FRAME

*Aqueni*

<sup>(ENG)</sup> Frame has a timeless simplicity, providing a sophisticated solution to lighting paths and exterior walls. The sconces work nicely inside, too. The frames are metal with two layers of powder coat finish for maximum resistance to the elements, ensuring long-lasting elegance. Inside, a ridged cylindrical pyrex glass diffuser. <sup>(ESP)</sup> Frame tiene una sencillez atemporal que proporciona una solución sofisticada para iluminar caminos y fachadas. La estructura de metal está protegida con una doble capa de pintura en polvo extremadamente resistente a la corrosión para asegurar una elegancia duradera. La pieza central es un difusor de pyrex texturizado.









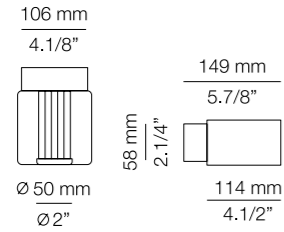
Offices JCM Technologies



FRAME · SPEC SHEET

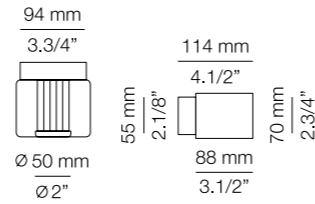
A-4053X

LED 6,2W  
(2700K / Ang. 70°  
>90 CRI / 350mA)  
100V - 240V  
Typ\* 725 lumens  
Non Dimmable  
Transparent pyrex glass



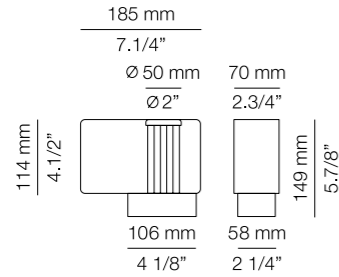
A-4050

LED 6,2W  
(2700K / Ang. 70°  
>90 CRI / 350mA)  
100V - 240V / Typ\* 725 lumens  
Non Dimmable  
Satinated pyrex glass



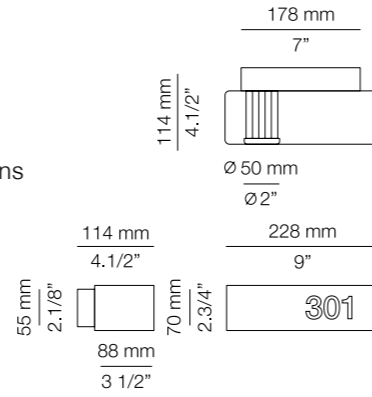
P-4054X

LED 6,2W  
(2700K / Ang. 70°  
>90 CRI / 350mA)  
100V - 240V  
Typ\* 725 lumens  
Non Dimmable  
Hard wired (no plug)  
Transparent pyrex glass



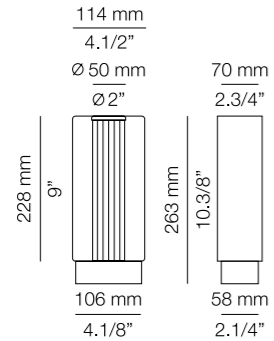
A-4051

LED 6,2W  
(2700K / Ang. 70°  
>90 CRI / 350mA)  
100V - 240V / Typ\* 725 lumens  
Non Dimmable  
Satinated pyrex glass  
Optional laser cut signage



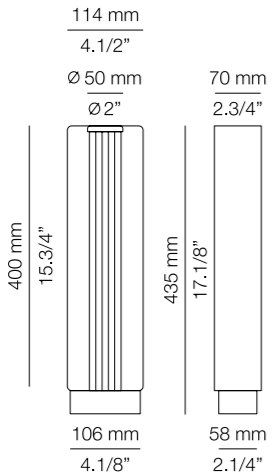
P-4055X

LED 6,2W  
(2700K / Ang. 70°  
>90 CRI / 350mA)  
100V - 240V  
Typ\* 725 lumens  
Non Dimmable  
Hard wired (no plug)  
Transparent pyrex glass



P-4056X

LED 6,2W  
(2700K / Ang. 70°  
>90 CRI / 350mA)  
100V - 240V  
Typ\* 725 lumens  
Non Dimmable  
Hard wired (no plug)  
Transparent pyrex glass



Finish Outdoor

- 96 BLK ANT

Additional

Double layer coating for high resistance to corrosion and other maritime environmental conditions.

We offer custom finishes, sizes, and alternate lamping for projects.

Photographs may show non-standard products.



Finish Indoor

- 74 WH
- 96 BLK ANT

Additional

We offer custom finishes, sizes, and alternate lamping for projects.

Contract option minimum quantity required.

Photographs may show non-standard products.



Contract Option





# CYLS

*Mermelada estudio*

<sup>(ENG)</sup> A simple cylindrical shade is fixed to an extended arm and rotates to direct its light. The slender stem is balanced on a circular steel or a polished marble base. Add a polyester fiber shade and Cyls glows with warm and diffused light to romantically illumine the space. <sup>(ESP)</sup> La pantalla cilíndrica permite su rotación para dirigir la luz y el brazo extensible se equilibra sobre una base circular de acero que se puede personalizar con un pie de mármol pulido. Añadiendo una pantalla de poliéster, Cyls brillará con luz cálida y difusa iluminando románticamente cualquier espacio.





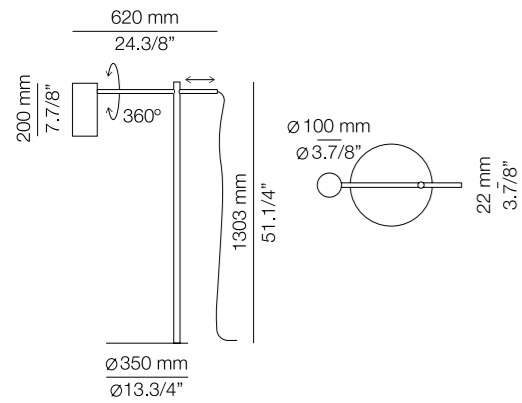
167 / Private residence by @rosacolet.interiordesign 168 / Hotel Yurbban Passage by @raquelsoqorb 169 / Hotel Casa Vincke





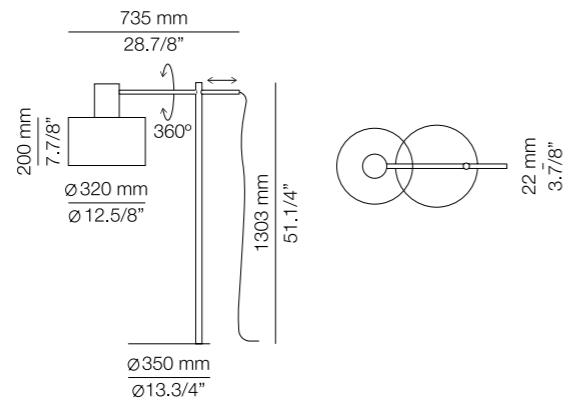
p-3908

LED up to 20W  
E27 / 230V  
On/Off cord switch



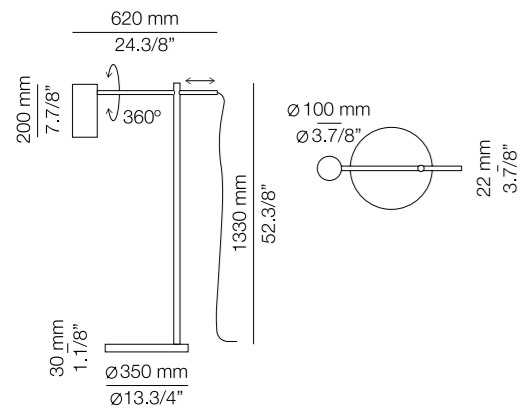
p-3908P

LED up to 20W  
E27 / 230V  
On/Off cord switch  
White pearl translucent polyester shade



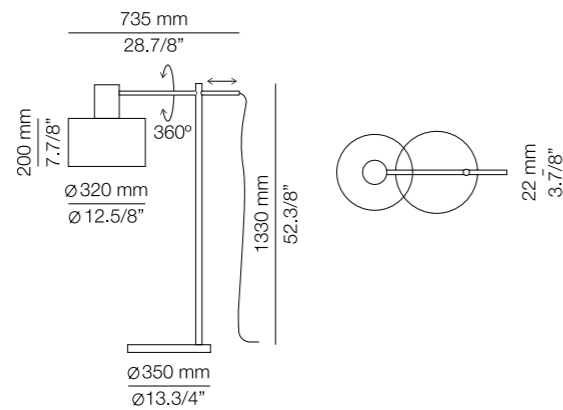
p-3908M

LED up to 20W  
E27 / 230V  
On/Off cord switch  
Marble base



p-3908MP

LED up to 20W  
E27 / 230V  
On/Off cord switch  
White pearl translucent polyester shade and marble base



Finish

- 26 BLK
- 55 BG

Additional

We offer custom finishes, sizes, and alternate lamping for projects.

*Photographs may show non-standard products.*



Finish

- 26 BLK
- 55 BG

Additional

We offer custom finishes, sizes, and alternate lamping for projects.

*Photographs may show non-standard products.*



170 / Catalogue @bassols\_1790 173 / Hotel Yurbban Passage by @raquelsogorb



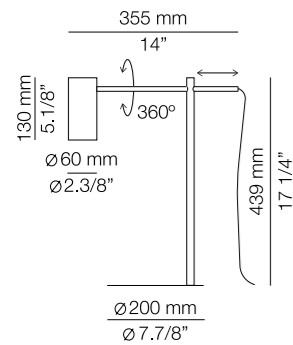
(ENG) Scaled to sit atop a desk or bedside table, Cyls' technic-inspired, minimalist design makes it the perfect office or bedroom partner.

(ESP) Con las proporciones perfectas para escritorio o mesita de noche y un carácter técnico-decorativo, Cyls es la perfecta compañera para una mesa de oficina o dormitorio.



## M-3907

LED up to 10W  
E14 / 230V  
On/Off cord switch



### Additional

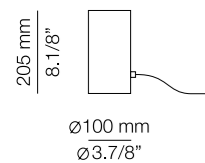
We offer custom finishes, sizes, and alternate lamping for projects.

*Photographs may show non-standard products.*



## M-3906

LED up to 20W  
E27 / 230V  
On/Off cord switch



### Additional

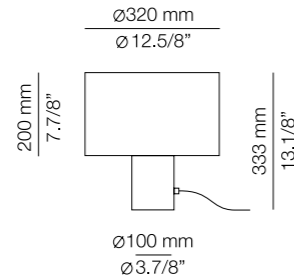
We offer custom finishes, sizes, and alternate lamping for projects.

*Photographs may show non-standard products.*



## M-3906P

LED up to 20W  
E27 / 230V  
On/Off cord switch  
White pearl translucent polyester shade



### Additional

We offer custom finishes, sizes, and alternate lamping for projects.

*Photographs may show non-standard products.*



Private residence by @rosacolei.interiordesign





(ENG) Suspended, Cyls directs its light to any chosen area. Add a translucent shade to create elegant, softer lighting for seating or dining areas. (ESP) Cyls de suspensión ilumina cualquier área. Añadiendo una pantalla translúcida se consigue una iluminación más suave y elegante para las zonas de descanso o el comedor.





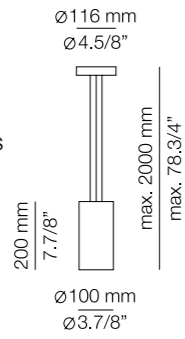
180 / Private residence by @rosacolet.interiordesign 181 / Hotel Yurbban Passage by @raquelsogorb





### T-3905

LED up to 20W  
E27 / 120V - 240V  
Dimmable when using dim. lamps



#### Finish

- 26 BLK
- 55 BG

#### Additional

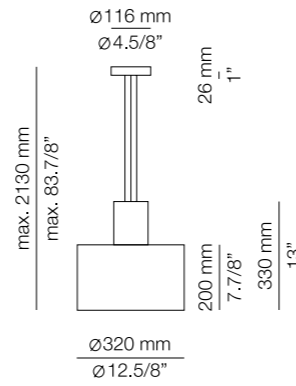
We offer custom finishes, sizes, and alternate lamping for projects.

*Photographs may show non-standard products.*



### T-3905P

LED up to 20W  
E27 / 120V - 240V  
Dimmable when using dim. lamps  
White pearl translucent polyester shade



#### Finish

- 26 BLK
- 55 BG

#### Additional

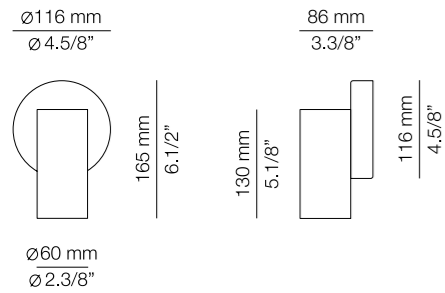
We offer custom finishes, sizes, and alternate lamping for projects.

*Photographs may show non-standard products.*



### A-3900

LED up to 10W  
E14 / 230V  
Dimmable when using dim. lamps



#### Additional

We offer custom finishes, sizes, and alternate lamping for projects.

*Photographs may show non-standard products.*



Hotel Yurbban Passage by @raquelsogorb



# GADA

*Boti de Dominicis Studio*

<sup>(ENG)</sup> An extremely versatile industrial-looking luminaire that illuminates without disruption. Suspended above work or social spaces, Gada possesses perfect balance. On the level, symmetry is satisfied. Tilted, it shows a playful side while keeping its efficiency. <sup>(ESP)</sup> Una lámpara ligera de aire industrial y extremadamente polivalente que ilumina sin molestar. Suspendida en espacios de trabajo o reunión, Gada posee un equilibrio perfecto. En posición horizontal proporciona una bonita simetría e inclinada muestra su faceta más informal sin perder su funcionalidad.





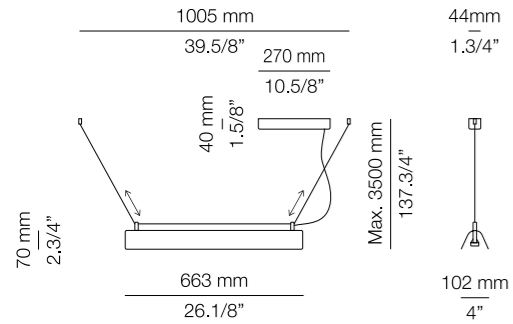


(ENG) In white by default, the entire collection is designed to adjust to the style of each room with the possibility of customizing the suspension and the table lamp with three different vinyl finishes that mimics the look and textures of wood, marble and concrete. (ESP) Es originalmente blanca, pero toda la colección está pensada para adaptarse al estilo de cada estancia con la posibilidad de personalizar el modelo de suspensión y la lámpara de sobremesa en tres acabados vinílicos distintos que recrean el efecto y las texturas de la madera, el mármol y el hormigón.



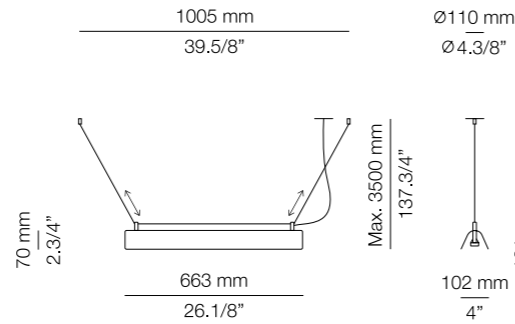
### T-3924S

LED 15,5W  
( 3000K / Ang.90° / >90CRI  
500mA ) 230V / Typ\* 2515 lumens  
Non Dimmable



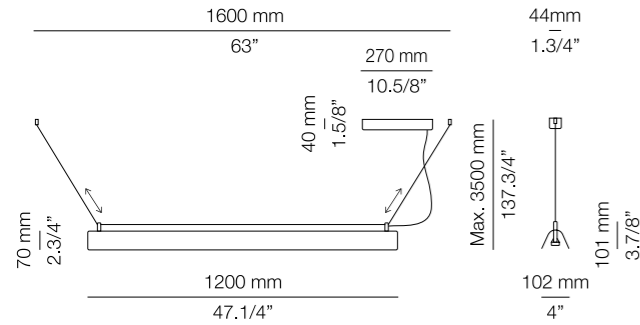
### T-3924R

LED 15,5W  
( 3000K / Ang.90° / >90CRI  
500mA ) 230V / Typ\* 2515 lumens  
Non Dimmable



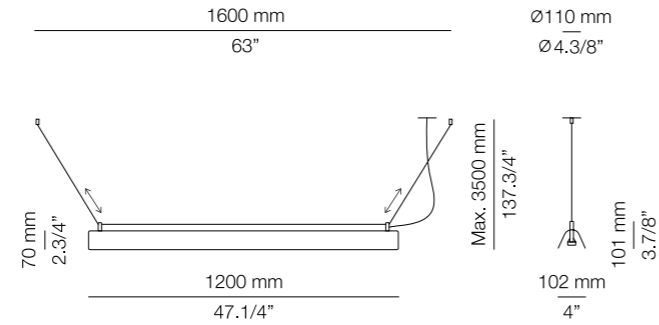
### T-3925S

LED 21,5W  
( 3000K / Ang.90° / >90CRI  
700mA ) 230V / Typ\* 3460 lumens  
Non Dimmable



### T-3925R

LED 21,5W  
( 3000K / Ang.90° / >90CRI  
700mA ) 230V / Typ\* 3460 lumens  
Non Dimmable



### Finish

- 50 MM (Marble textured vinyl)
- 51 CT (Concrete textured vinyl)
- 52 WD (Wood textured vinyl)
- 74 WH (white metal)

### Additional

We offer custom finishes, sizes, and alternate lamping for projects.

*Photographs may show non-standard products.*



Offices JCM Technologies






Hotel Yurbban Passage by @raquelisogorb

(ENG) The simplicity of its aspect also makes Gada a sophisticated desk or table lamp. Its intense illumination provides glare-free, comfortable light.  
(ESP) La sencillez de su diseño convierte a Gada en una sofisticada lámpara de sobremesa con mucha personalidad y proporciona una luz confortable que ilumina sin deslumbrar.





Hotel Yurbban Passage by @raquelsogorb



<sup>(ENG)</sup> Gada lends itself perfectly to wall sconces, casting a penumbra of light effortlessly and efficiently. Signage can be seamlessly incorporated into the design, with custom perforations for easy-to-read directions and information. <sup>(ESP)</sup> Gada se integra perfectamente como aplique, proyectando su luz elegantemente a la pared. Su diseño permite incorporar señalización con información personalizada y fácil de leer.

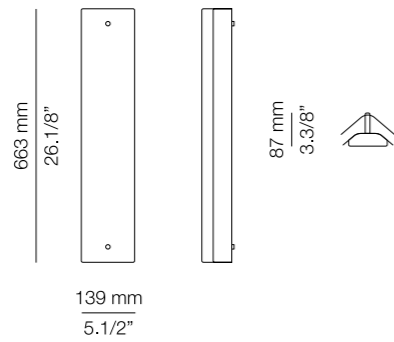
## A-3921

LED 15,5W  
( 3000K / Ang.90° / >90CRI  
500mA ) 230V / Typ\* 2515 lumens  
Non Dimmable

### Additional

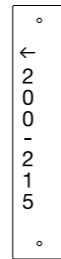
We offer custom finishes, sizes, and alternate lamping for projects.

*Photographs may show non-standard products.*



### Contract option

Wall light with laser cut signage



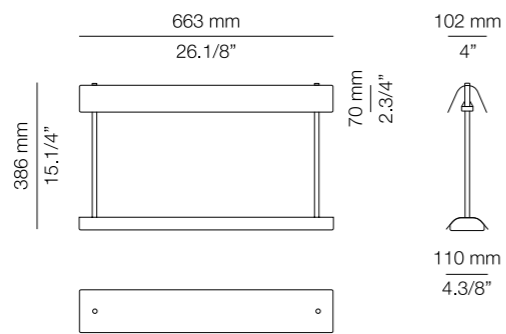
## M-3927

LED 15,5W  
( 3000K / Ang.90° / >90CRI  
500mA ) 230V / Typ\* 2515 lumens  
On/Off switch on the base

### Additional

We offer custom finishes, sizes, and alternate lamping for projects.  
Contract option minimum quantity required.

*Photographs may show non-standard products.*



### Finish

- 50 MM (Marble textured vinyl)
- 51 CT (Concrete textured vinyl)
- 52 WD (Wood textured vinyl)
- 74 WH (White metal)



Sancal furniture. Interior design @santacruzarquitectura. Photo @davidfrutos\_fotografia





# MORSE

*Aparentment*

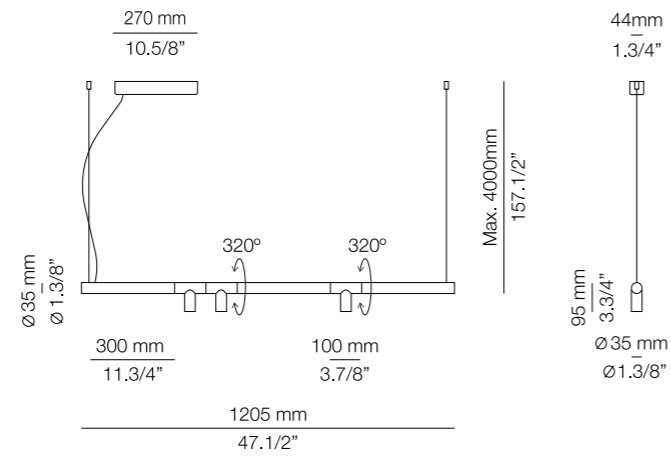
<sup>(ENG)</sup> The minimalist Morse is as elegant as it is functional and adaptable. Light elements rotate independently along its slender dash of rail to permit direct and indirect illumination. Link several suspensions to illuminate large spaces with minimum visual impact. <sup>(ESP)</sup> Morse ofrece un minimalismo elegante y funcional en el que los segmentos de luz giran de forma independiente a lo largo de la estilizada estructura para permitir la iluminación directa e indirecta. Enlaza varias suspensiones para iluminar grandes espacios con el mínimo impacto visual.





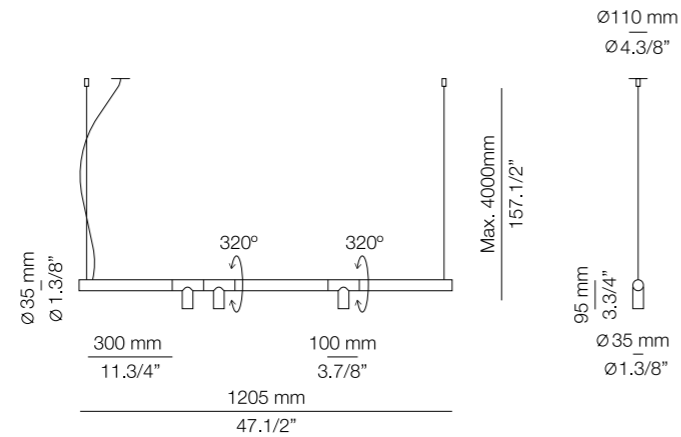
## T-3915S

LED 3x6,2W  
(2700K / Ang. 120° / >90 CRI  
350mA) 230V / Typ\* 3x725 lumens  
Dimmable Triac



## T-3915R

LED 3x6,2W  
(2700K / Ang. 120° / >90 CRI  
350mA) 230V / Typ\* 3x725 lumens  
Dimmable Triac / Remote driver



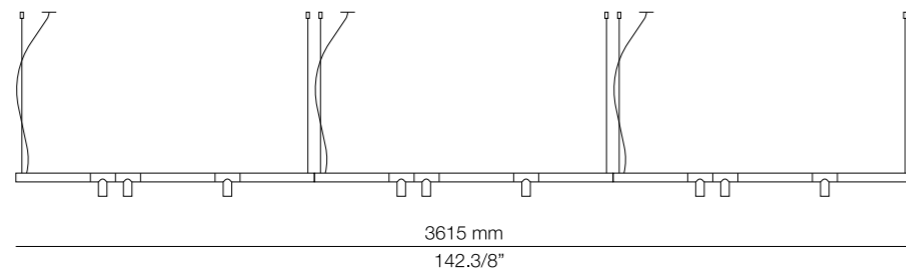
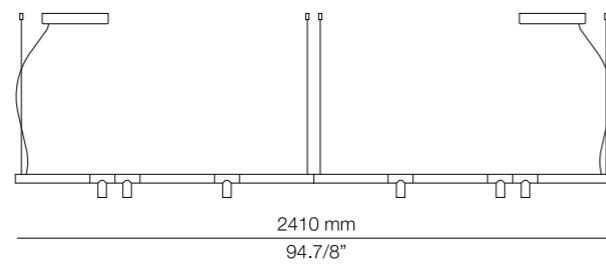
## Finish

● 26 BLK

## Additional

15° optic lens conversion kit  
Union kit to put several  
luminaires together  
We offer custom finishes, sizes, and  
alternate lamping for projects.

*Photographs may show  
non-standard products.*



199 & 203 / Private residence by @rosacoleit.interiordesign



# ALFI

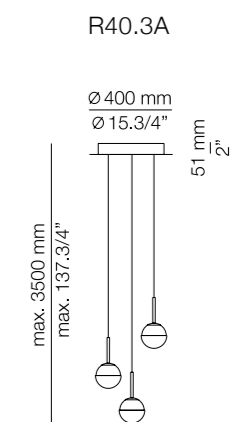
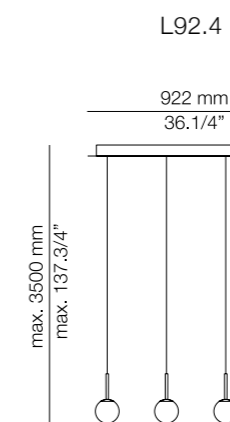
*Estudi{H}ac*

<sup>(ENG)</sup> Delicate as a flower and as functional as a pin, Alfi's light emerges from a glass orb, softened with a metal cap. Indirect, dimmable light sculpture is suspended overhead with magical effect. Alfi shows its versatility as a galaxy of orbs or a single planetary light. <sup>(ESP)</sup> Delicada como una flor y tan funcional como un alfiler, la luz de Alfi emerge de una esfera de cristal suavizada por una tapa de metal. Una esbelta escultura de luz indirecta crea un efecto mágico y proporciona una iluminación suave. Alfi muestra su versatilidad pudiendo integrarse de forma individual en un espacio íntimo o formando grandes composiciones como si de lluvia se tratara.



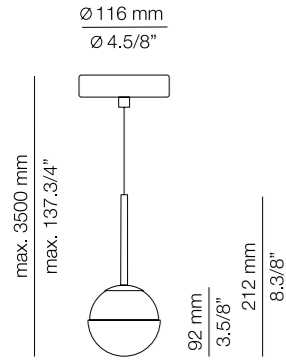


205 & 206 / Hashotel by @uaucollectiv & @lightfactoryhasselt



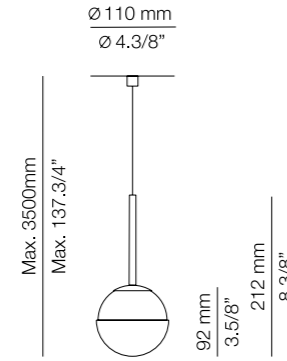
### T-3744AS

LED 3W  
 ( 2700K / Ang.120° / >90CRI / 350mA )  
 100V-240V / Typ\* 350 lumens  
 Non Dimmable  
 Glass shade with cap



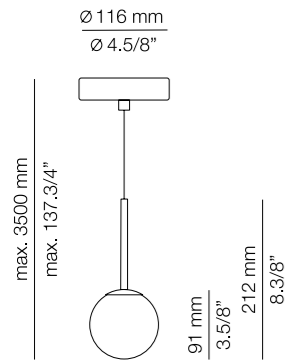
### T-3744AR

LED 3W  
 ( 2700K / Ang.120° / >90CRI / 350mA )  
 230V / Typ\* 350 lumens  
 Dimmable Triac  
 Glass shade with cap



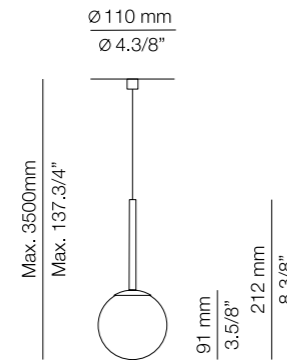
### T-3744S

LED 3W  
 ( 2700K / Ang.120° / >90CRI / 350mA )  
 100V - 240V / Typ\* 350 lumens  
 Non Dimmable  
 Plain glass shade



### T-3744R

LED 3W  
 ( 2700K / Ang.120° / >90CRI / 350mA )  
 230V / Typ\* 350 lumens  
 Dimmable Triac  
 Plain glass shade




#### Finishes

- 26 BLK
- 20 GLD M

#### Additional

We offer custom finishes, sizes, and alternate lamping for projects.

*Photographs may show non-standard products.*



#### Recessed option



Private residence by @rosacoiel.interiordesign



ALFI · SUSPENSION



Krion Porcelanosa





212 & 213 / Hotel Terra Dominicata by @blackvelvetstudio\_bcn

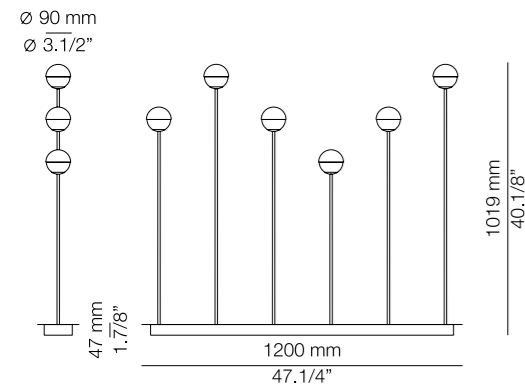


<sup>(ENG)</sup> Metal stems on ball joints allow easy adjustment. <sup>(ESP)</sup> La base de la lámpara oculta las rótulas que permiten orientar fácilmente los brazos de forma independiente.



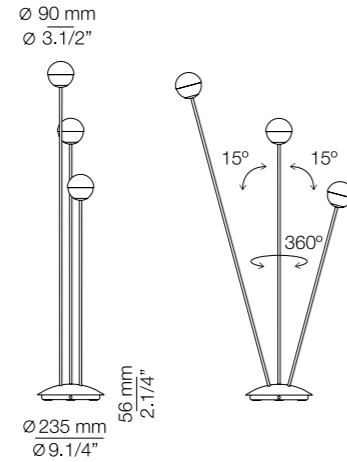
## ALFI F120.6A

LED 6x3W  
 ( 2700K / Ang.120° / >90CRI / 24V )  
 100V - 277V / Typ\* 6x300 lumens  
 Dimmable 0-10V  
 Hard wired / No plug  
 Glass shade with cap



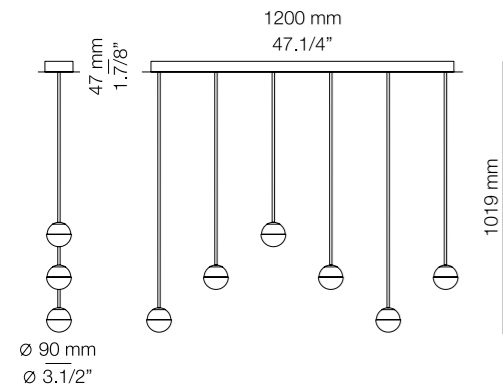
## p-3748

LED 3x3W  
 ( 2700K / Ang.120° / >90CRI / 24V )  
 230V / Typ\* 3x300 lumens  
 On/Off cord switch  
 Glass shade with cap



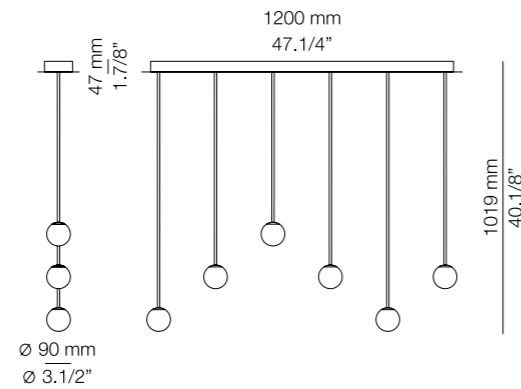
## ALFI L120.6A

LED 6x3W  
 ( 2700K / Ang.120° / >90CRI / 24V )  
 100V - 277V / Typ\* 6x300 lumens  
 Dimmable 0-10V  
 Glass shade with cap



## ALFI L120.6

LED 6x3W  
 ( 2700K / Ang.120° / >90CRI / 24V )  
 100V - 277V / Typ\* 6x300 lumens  
 Dimmable 0-10V  
 Plain glass shade

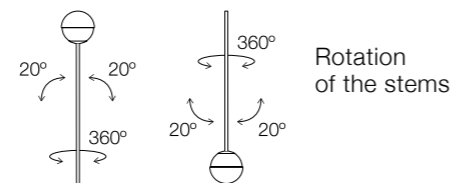


### Finishes

- 26 BLK
- 20 GLD M

### Additional

We offer custom finishes, sizes, and alternate lamping for projects.  
 Photographs may show non-standard products.



Private residence by @estudiohac\_jmferrero



ALFI · WALL LIGHT



<sup>(ENG)</sup> The perfect, minimalist orb, with front cap for indirect lighting or angled down, left or right for asymmetrical light. Or, leave it uncovered for brilliant illumination. <sup>(ESP)</sup> Una perfecta esfera minimalista con luz directa, indirecta o dirigida; según el modelo elegido.

217 / Hotel Terra Dominicana by @blackvelvetstudio\_bcn





151



FIFTH FLOOR



153

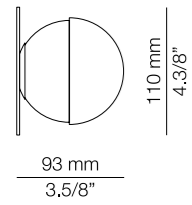


218 & 220 / Hashotel by @uaucollectiv & @lightfactoryhasseit 221 / Tailor(H)otel by @estudiuhac\_jmferreiro



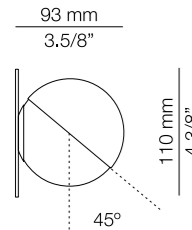
### A-3740AR / t-3740AR

LED 3W  
(2700K / Ang.120° / >90CRI / 350mA)  
120V - 240V / Typ\* 350 lumens  
Remote driver / Dimmable Triac  
Glass shade with cap



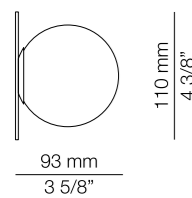
### A-3740A1R

LED 3W  
(2700K / Ang.120° / >90CRI / 350mA)  
120V - 240V / Typ\* 350 lumens  
Remote driver / Dimmable Triac  
Glass shade with cap at 45°



### A-3740R / t-3740R

LED 3W  
(2700K / Ang.120° / >90CRI / 350mA)  
120V - 240V / Typ\* 350 lumens  
Remote driver / Dimmable Triac  
Plain glass shade



### Finishes

- 26 BLK
- 20 GLD M

### Additional

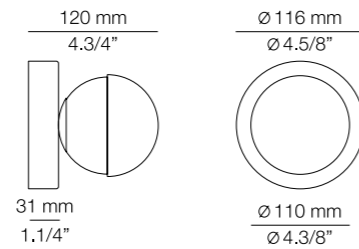
We offer custom finishes, sizes, and alternate lamping for projects. Contract option minimum quantity required.

*Photographs may show non-standard products.*



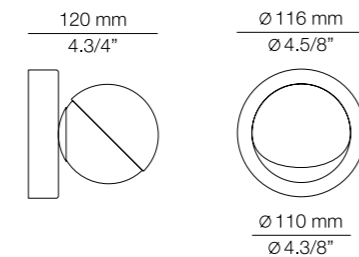
### A-3740AS / t-3740AS

LED 3W  
(2700K / Ang.120° / >90CRI / 350mA)  
100V - 240V / Typ\* 350 lumens  
Non dimmable  
Glass shade with cap



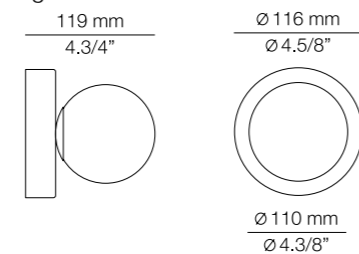
### A-3740A1S / t-3740A1S

LED 3W  
(2700K / Ang.120° / >90CRI / 350mA)  
100V - 240V / Typ\* 350 lumens  
Non dimmable  
Glass shade with cap at 45°



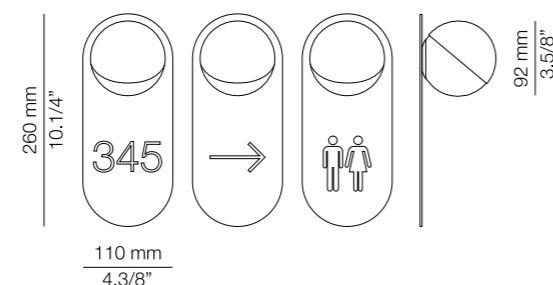
### A-3740S / t-3740S

LED 3W  
(2700K / Ang.120° / >90CRI / 350mA)  
100V - 240V / Typ\* 350 lumens  
Non dimmable  
Plain glass shade



### Contract option

Wall light with laser cut signage



Hotel Grand Koper by AKSL Arhitekti



# ASANA

*OiKo Design Office*


<sup>(ENG)</sup> Asana is a poised spear of light, adjustable 140°. Its partner has globes for softly diffused light on a non-adjustable base. <sup>(ESP)</sup> Asana se caracteriza por su forma estilizada y un brazo iluminado que se puede ajustar hasta 140°. La colección presenta una versión de aspecto delicado gracias a la calidez que le aportan las pantallas de cristal en sus dos brazos fijos.





226

227



225 / Casa Cabañal Residence by @bacon\_studio

<sup>(ENG)</sup> Asana's multifunctional arms support optional accessories: a small shelf and a lectern. <sup>(ESP)</sup> Los brazos multifuncionales de Asana permiten accesorios opcionales como un estante pequeño y un atril.



## P-3768

LED 10,7W  
 ( 2700K / Ang.120° / >80 CRI / 24V )  
 100V - 240V / Typ\* 1068 lumens  
 Sensor dimmer on the body  
 Acrylic shade / Universal plug

### Finish body

● 92 MNK

### Finish stem

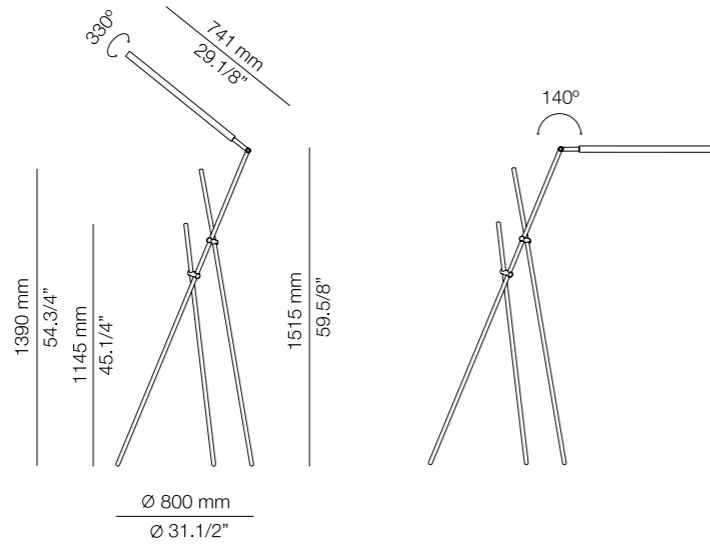
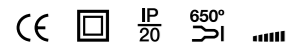
● 61 S GLD

● 93 GR LM

### Additional

We offer custom finishes, sizes,  
 and alternate lamping for projects.

*Photographs may show non-standard products.*



## P-3769

LED 2x5,35W  
 ( 2700K / Ang.120° / >80 CRI / 24V )  
 100V - 240V / Typ\* 2x535 lumens  
 Sensor dimmer on the body  
 Glass shades / Universal plug

### Finish body

● 92 MNK

### Finish stem

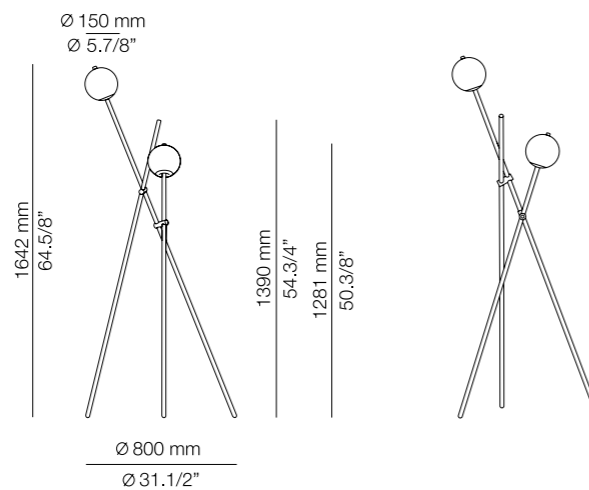
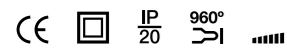
● 61 S GLD

● 93 GR LM

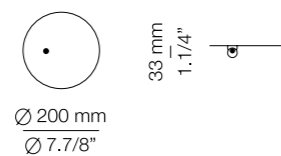
### Additional

We offer custom finishes, sizes,  
 and alternate lamping for projects.

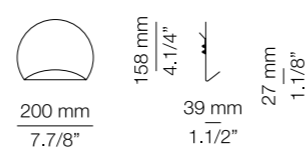
*Photographs may show non-standard products.*



### Table accessory



### Lectern accessory



# FLOW

*Estudi Ribaudí*

<sup>(ENG)</sup> A simple tube pinched along its length defines Flow and gives it a unique character. As a suspension lamp used in multiples, it fills spaces with light. <sup>(ESP)</sup> Un cilindro estilizado con un delicado pliegue define la colección Flow y le da un carácter único. Las tres medidas de la lámpara de suspensión permiten crear un diseño propio combinándolas entre ellas con nuestra selección de sujeciones múltiples.



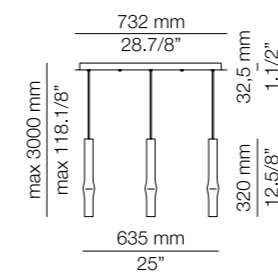


233 / Private residence by @louisanichaeinteriors    234 / Private residence by @docrysidc

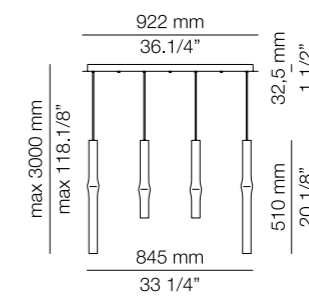
FLOW · SUSPENSION



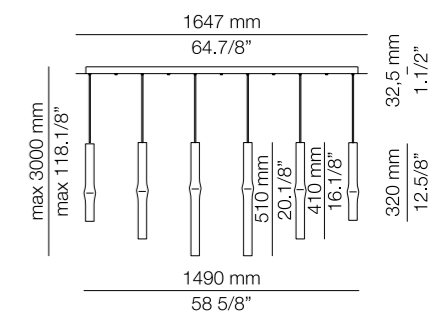
FLOW L73.3S



FLOW L92.2S2L



FLOW L165.2S2M2L

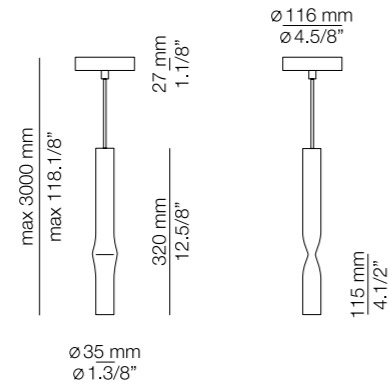


### T-3734S

LED 6,2W  
 (2700K / Ang. 70° / >90 CRI / 350mA)  
 100V - 240V / Typ\* 725 lumens  
 Non dimmable (dimmable upon request)  
 Compositions are dimmable

#### Finish shade

- 26 BLK
- 61 S GLD
- 74 WH

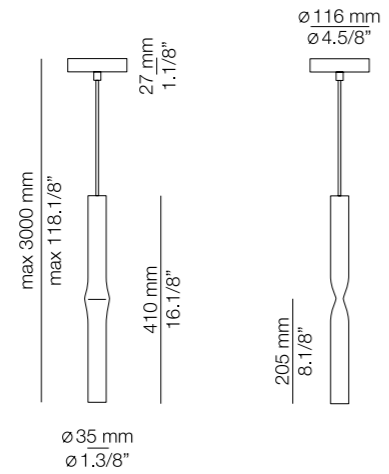


### T-3735S

LED 6,2W  
 (2700K / Ang. 70° / >90 CRI / 350mA)  
 100V - 240V / Typ\* 725 lumens  
 Non dimmable (dimmable upon request)  
 Compositions are dimmable

#### Finish shade

- 26 BLK
- 61 S GLD
- 74 WH

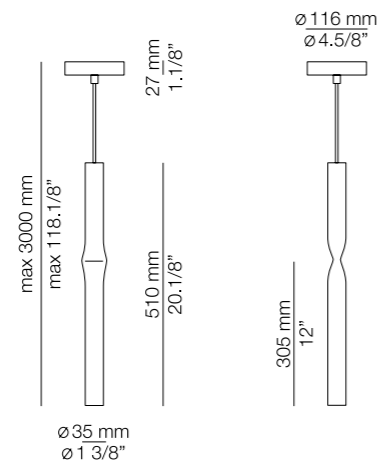


### T-3736S

LED 6,2W  
 (2700K / Ang. 70° / >90 CRI / 350mA)  
 100V - 240V / Typ\* 725 lumens  
 Non dimmable (dimmable upon request)  
 Compositions are dimmable

#### Finish shade

- 26 BLK
- 61 S GLD
- 74 WH




#### Additional

We offer custom finishes, sizes, and alternate lamping for projects.

*Photographs may show non-standard products.*



#### Recessed option



Hotel Terra Domicata by @blackvelvetstudio\_bcn



A-3730

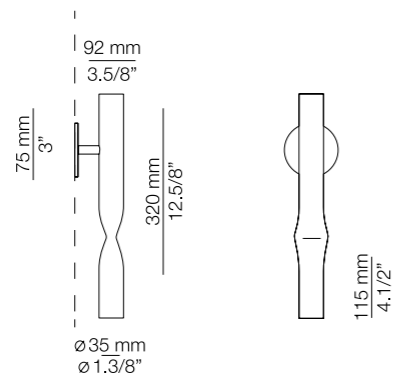
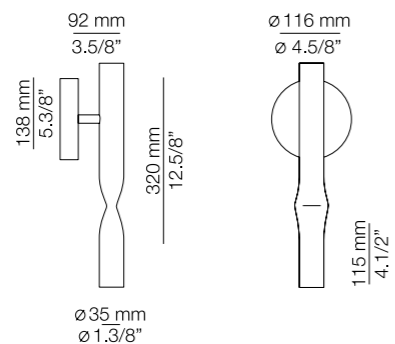
LED 6,2W  
 (2700K / Ang. 70° / >90 CRI / 350mA)  
 100V - 240V / Typ\* 725 lumens  
 Non Dimmable

Finishes

- 26 BLK
- 61 S GLD
- 74 WH

Contract option

Recessed canopy  
 with remote driver.



Additional

We offer custom finishes, sizes,  
 and alternate lamping for projects.  
 Contract option minimum quantity  
 required.

*Photographs may show non-standard products*



Hotel Terra Dominicata by @blackvelvetstudio\_bcn

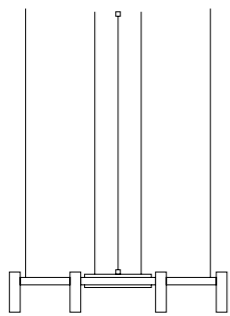
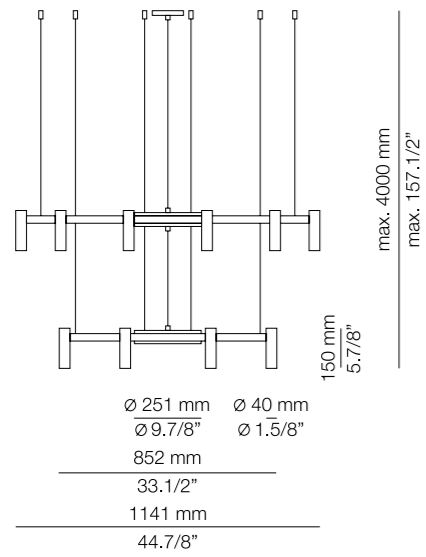


# LAVERD

*Zachi Jacobovich*

<sup>(ENG)</sup> The chandelier re-imagined as a stylized wheel, with cylindrical lamps which can project light up and down. Laverd is offered in two sizes that can be combined or vertically connected. A central element suspended from steel cables permits the creation of different shapes. <sup>(ESP)</sup> Laverd da vida a una lámpara de araña, reinterpretación estilizada de una rueda con pantallas cilíndricas que proyectan la luz en ambos sentidos. Un elemento central dinámico permite la creación de diferentes formas conectando y combinando lámparas de dos diámetros verticalmente.





### T-3805

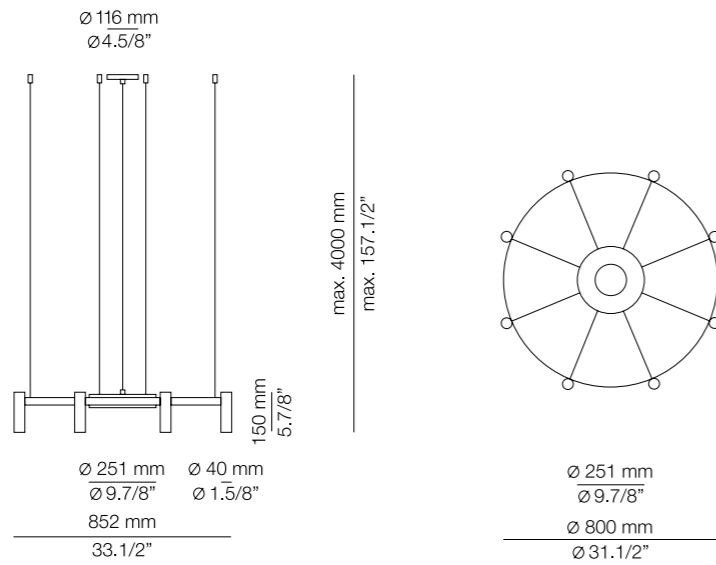
LED 16x3W  
 ( 2700K / Ang.60° / >90CRI / 24V )  
 100V - 277V / Typ\* 16x300 lumens  
 Dimmable 0-10V  
 Up and down light

#### Finish body

- 26 BLK

#### Finish head

- 26 BLK
- 61 S GLD



### T-3806

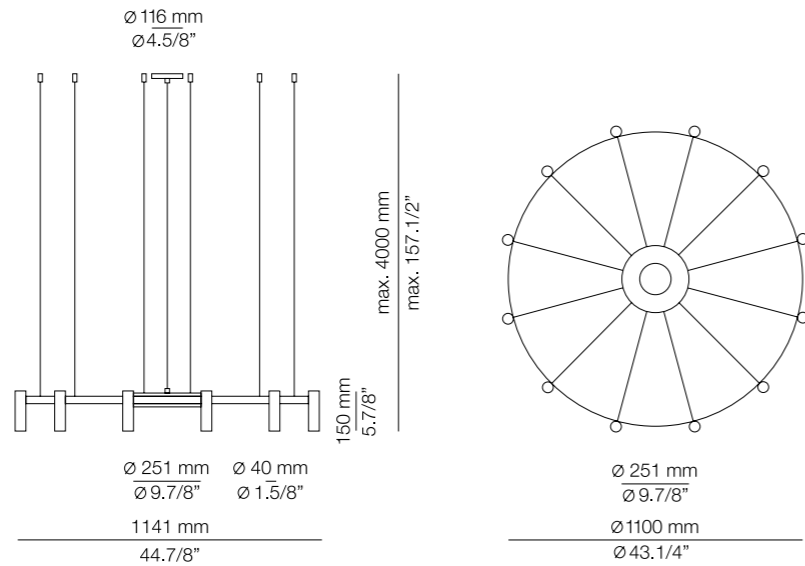
LED 24x3W  
 ( 2700K / Ang.60° / >90CRI / 24V )  
 100V - 277V / Typ\* 24x300 lumens  
 Dimmable 0-10V  
 Up and down light

#### Finish body

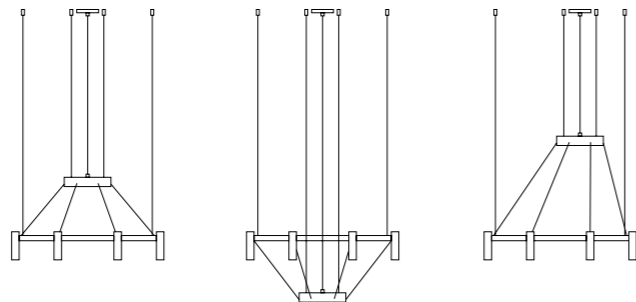
- 26 BLK

#### Finish head

- 26 BLK
- 61 S GLD



#### Possible shapes



#### Additional

Vegetation kit  
 We offer custom finishes, sizes,  
 and alternate lamping for projects.

*Photographs may show non-standard products*



243 & 245 / Private residence by @alon\_cohen\_architecture





# PILA

*CrousCalogero*

<sup>(ENG)</sup> The tactile warmth of natural cork provides a contrast in texture to matt-finished spun aluminium. Acrylic diffuser. <sup>(ESP)</sup> La calidez del corcho natural contrasta con la textura de la pantalla de aluminio. Difusor de metacrilato.





247 / Private residence by @alsinasech\_lighting & @rardoarchitects  
248 / Grandvalira by @rosacolet\_interiordesign  
249 / Hotel Magna Ars #margarotgerinteriorisme

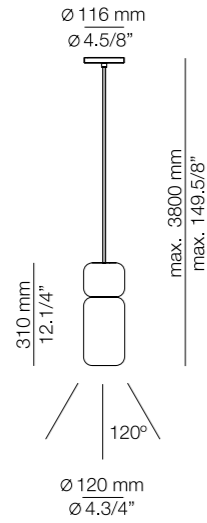


T-3555S

LED 10W  
 ( 2700K / Ang.120° / >90CRI )  
 230V / Typ\* 870 lumens  
 Dimmable Triac

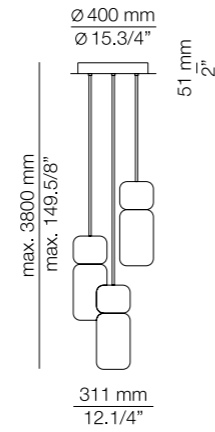
Finishes

- 56 BLK
- 74 WH



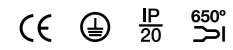
PILA · ROUND CANOPY

PILA R40.3



Additional

We offer custom finishes, sizes,  
 and alternate lamping for projects.  
 Photographs may show non-standard products.



250 / Hotel ME Stiges Terramar @lagranja\_design @guillamat



251 / Private residence by @molinsdesign

# ARO

*Jordi Blasi*

<sup>(ENG)</sup> Simple to spectacular, Aro offers a minimalist ring of lamps or a single strip of lamps. Aro allows you to create an ambience of beauty and dimension. <sup>(ESP)</sup> Aro está formada por un conjunto de pantallas minimalistas de aluminio incorporadas a un anillo o a una barra. Esta composición, simple y espectacular, aporta volumen y permite crear una bella atmósfera.





253 / Apex City Quay Hotel and Spa by @isa\_architecture\_design 255 / Showroom by @studio\_erez\_hyatt





256 / Restaurante La Cabaña @requenayplaza    257 / Resort Cordial Santa Águeda by @rafael.gavira, @emilio.pellejero & @alonsososaarchitects

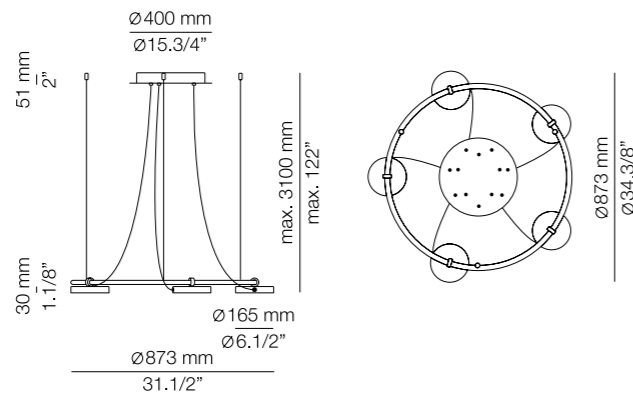


### T-3542

LED 5x10W  
( 2700K / Ang.85° / >90CRI / 24V)  
100V - 277V / Typ\* 5x1106 lumens  
Dimmable 0-10V

#### Finish

● 56 BLK

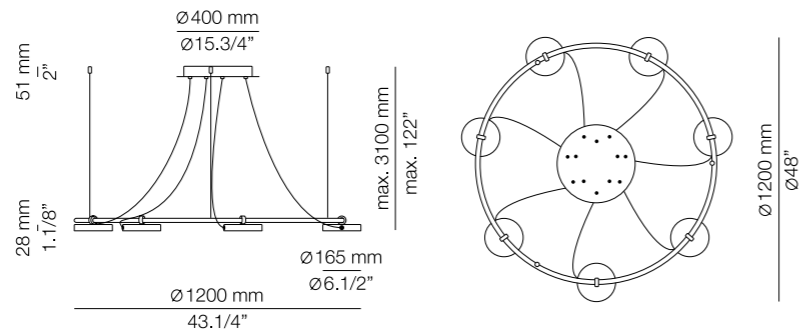


### T-3543

LED 7x10W  
( 2700K / Ang.85° / >90CRI / 24V)  
100V - 277V / Typ\* 7x1106 lumens  
Dimmable 0-10V

#### Finish

● 56 BLK

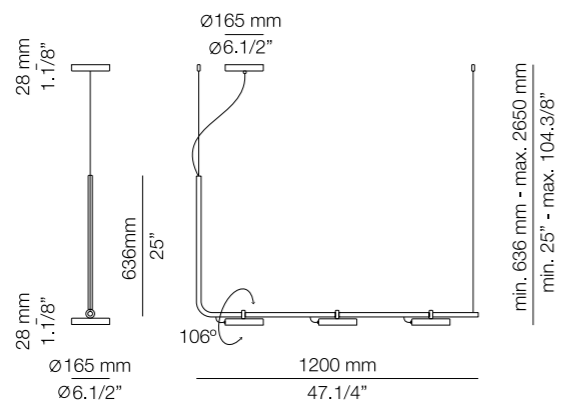


### T-3541

LED 3x10W  
( 2700K / Ang.85° / >90CRI / 24V)  
100V - 277V / Typ\* 3x1106 lumens  
Dimmable 0-10V

#### Finish

● 56 BLK



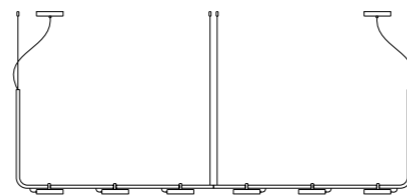
### Additional

Vegetation kit  
Union kit to put several  
luminaires together  
We offer custom finishes, sizes,  
and alternate lamping for projects.

*Photographs may show non-standard products.*

CE Ⓢ IP 20 650°

### Recessed option



Grandvalira by @rosacolet.interiordesign



# BUTTON

*Francesc Rifé*



<sup>(ENG)</sup> A suspended track system with independently positionable and dimmable heads also leads a double life as a shelf. The family includes a pendant lamp.  
<sup>(ESP)</sup> Carril en forma de suspensión con pantallas que permiten su colocación y regulación de forma independiente y con la versatilidad de poder ser utilizado como estante. La familia incluye una suspensión individual.







<sup>(ENG)</sup> Display your favorite objects or books on Button's topside shelf. Safely holds up to 30Kg / 65lbs. <sup>(ESP)</sup> Decora la parte superior del carril con tus objetos favoritos o utilízalo como estantería. Sostiene con seguridad hasta 30Kg.



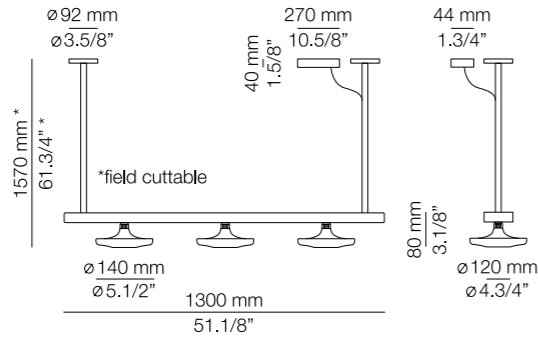
261 / Grandvalira by @rosacolei.interiordesign 262 / Office by @francescristestudio

### T-3305

LED 3x9W  
(3000K / Ang. 45° / >90CRI / 24V)  
100V - 240V / Typ\* 3x1096 lumens  
Sensor dimmer on each head

#### Finishes

- 26 BLK
- 71 WH
- 93 GR LM

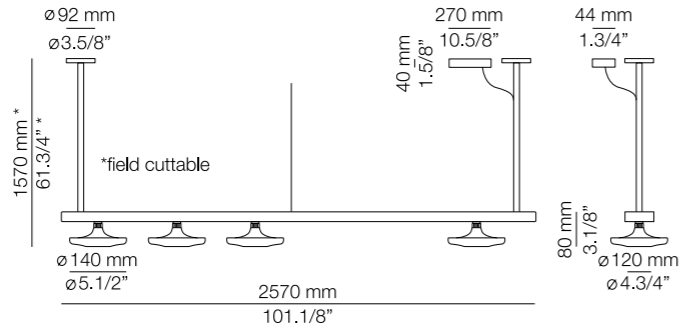


### T-3306

LED 4x9W  
(3000K / Ang. 45° / >90CRI / 24V)  
100V - 240V / Typ\* 4x1096 lumens  
Sensor dimmer on each head

#### Finishes

- 26 BLK
- 71 WH
- 93 GR LM

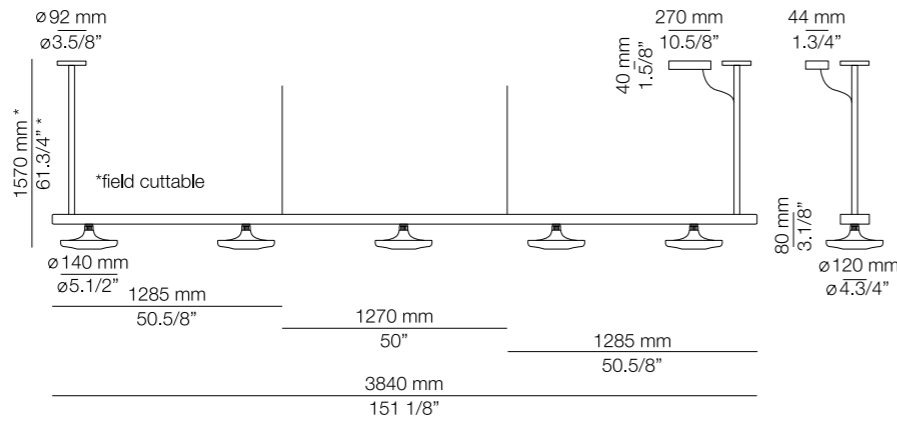


### T-3307

LED 5x9W  
(3000K / Ang. 45° / >90CRI / 24V)  
100V - 240V / Typ\* 5x1096 lumens  
Sensor dimmer on each head

#### Finishes

- 26 BLK
- 71 WH
- 93 GR LM



#### Additional

\*Field cuttable stems.  
We offer custom finishes, sizes,  
and alternate lamping for projects.  
*Photographs may show non-standard products.*

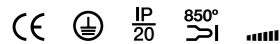
Additional heads available



#### Recessed option



Private residence by @katyakush





## T-3302S

LED 9W  
 (3000K / Ang. 45° / >90CRI / 350mA )  
 100V - 240V / Typ\* 1096 lumens  
 Non dimmable (dimmable upon request)  
 Compositions are dimmable

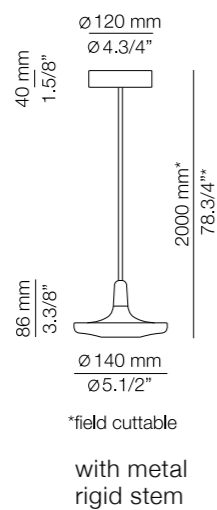
### Finishes

- 26 BLK
- 71 WH
- 93 GR LM

### Additional

We offer custom finishes, sizes,  
 and alternate lamping for projects.

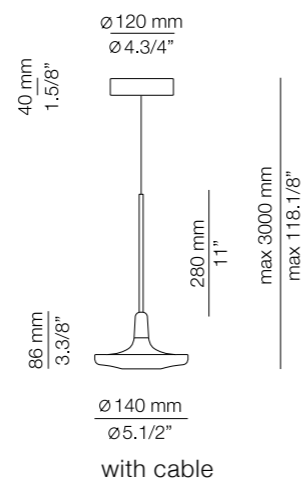
*Photographs may show non-standard products.*



\*field cuttable

with metal rigid stem

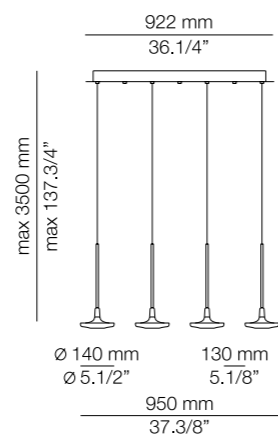
## T-3302CS



with cable



### BUTTON L92.4



### Recessed option



Grandvallira by @rosacolet.interiordesign



# ECLIPSI

*Josep Lluís Xuclà*

<sup>(ENG)</sup> A play of light and shadow through the superposition of two disks. The user creates the illusion of an eclipse by rotating the front disk to reveal soft, indirect light. <sup>(ESP)</sup> Un juego de luces y sombras a partir de la superposición de dos círculos que, con iluminación indirecta, generan un mágico efecto de eclipse mediante la rotación de la pantalla frontal.





271 / Private residence by @rosacolelet.interiordesign 272 / Hotel Terra Dominicata by @blackvelvetstudio\_bcn 273 / Restaurant Tast Català by @nordicthink\_


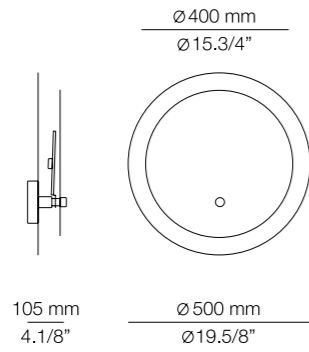


## A-3700 / t-3700

LED 2x10W  
(2700K / Ang. 120° / >90CRI)  
230V / Typ\* 2x870 lumens  
Dimmable Triac

### Finish

○ 74 WH

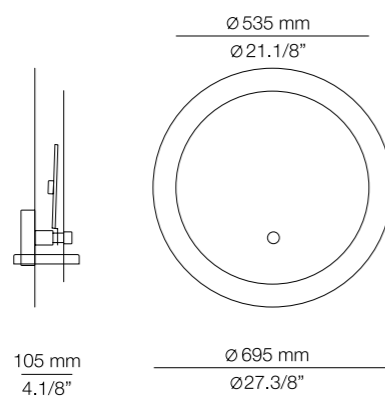


## A-3701

LED 2x15W  
(2700K / Ang. 120° / >90CRI)  
230V / Typ\* 2x1245 lumens  
Dimmable Triac

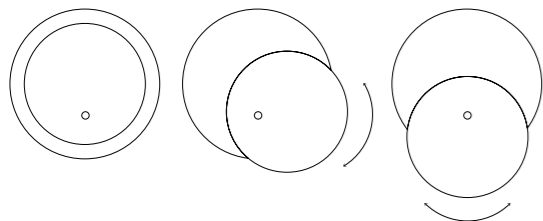
### Finish

○ 74 WH



### Contract option

Wall light with laser cut signage



### Additional


We offer custom finishes, sizes,  
and alternate lamping for projects.  
Contract option minimum quantity required.

*Photographs may show non-standard products.*



# BALLOON

*CrousCalogero*



(ENG) A childhood memory is happily recalled in this charming lamp. Appearing to float effortlessly on wall or from the ceiling, the shade of translucent, satinated polyethylene provides a uniform glowing light.

(ESP) Esta encantadora lámpara parece flotar sin esfuerzo en el techo o la pared, evocando recuerdos de una infancia feliz. Su pantalla de polietileno satinado translúcido proporciona una luz intensa y uniforme.





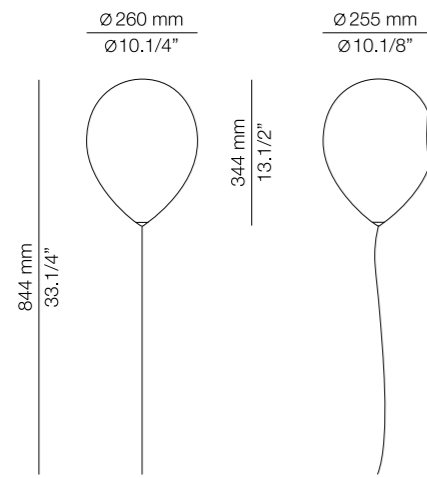


**A-3050**

LED. up to 20W  
E27 / 120V - 240V  
On/Off Switch

**Finish**

○ 74 WH



**A-3050L**

LED. up to 20W  
E27 / 120V - 240V

+

LED 0,5W / E14  
120V - 240V / nightlight

3-way switch

**Finish**

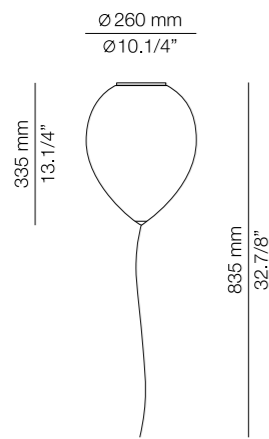
○ 74 WH

**t-3052**

LED. up to 20W  
E27 / 120V - 240V  
Dimmable when using dim. lamps

**Finish**

○ 74 WH

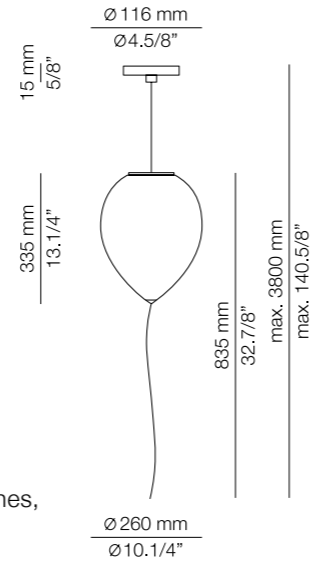


**T-3055S**

LED. up to 20W  
E27 / 120V - 240V  
Dimmable when using dim. lamps

**Finish**

○ 74 WH



**Additional**

We offer custom finishes, sizes, and alternate lamping for projects.

*Photographs may show non-standard products.*



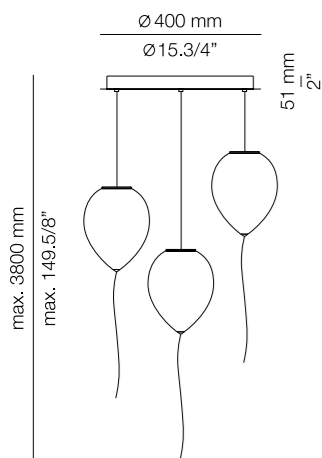
**Additional**

We offer custom finishes, sizes, and alternate lamping for projects.

*Photographs may show non-standard products.*



**BALLOON R40.3**



277 / Private residence by @modclair and @modclairdesign 278 / Private residence by @yanamol 281 / Private residence by @interiorsysteveng



# CANUT

*Ximo Roca Diseño*



<sup>(ENG)</sup> Canut allies the subtle and soft glow of its wall sconce with an easily adjusted precise spotlight. Mounted vertically or horizontally, Canut focuses on treasured objects or gives a reader perfect illumination without disturbing the sleeping partner. <sup>(ESP)</sup> Canut une el brillo sutil y suave de su aplique con un foco preciso fácilmente ajustable. Montado en vertical o en horizontal, Canut se enfoca en objetos precisos y brinda al lector una iluminación perfecta sin molestar al acompañante.



## A-3571

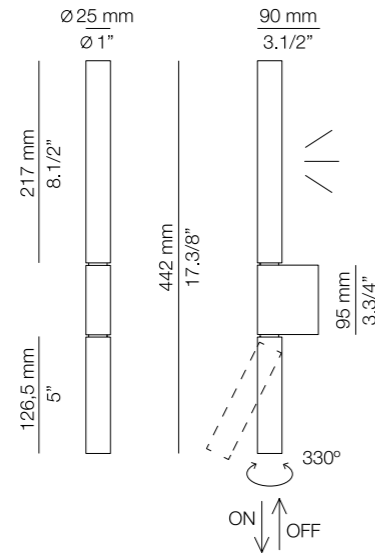
LED 3W  
 ( 3000K / Ang. 50° / >90 CRI / 350mA )  
 100V - 240V / Typ\* 350 lumens  
 Non Dimmable  
 On/Off push button switch

+

LED 1W  
 ( 3000K / Ang. 120° / >80 CRI / 24V )  
 100V - 240V / Typ\* 150 lumens  
 Non Dimmable

### Finishes

- 47 NI M
- 26 BLK
- 74 WH



### Additional

We offer custom finishes, sizes, and alternate lamping for projects.

*Photographs may show non-standard products.*



283 / Private residence by @rosacolet.interiordesign 284 / Resort Cordial Santa Águeda by @rafael.gavira, @emilio.pellejero & @alconsoasaarchitects



# NIT

*CrousCalogero*



<sup>(ENG)</sup> Multi-tasking: a pivoting arm reading light with a metal shelf and integrated USB charger. <sup>(ESP)</sup> Un estante polivalente con un brazo de lectura orientable y cargador USB integrado.



## A-3520

LED 1W  
 ( 3000K / Ang.60° / >80 CRI  
 350mA ) 100V - 240V / Typ\* 123 lumens  
 On/Off switch  
 2 Amp USB Charger

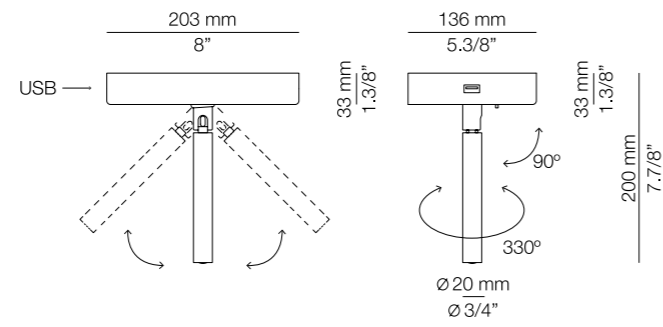
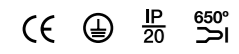
### Finish body

- 26 BLK
- 74 WH

### Additional

We offer custom finishes, sizes,  
 and alternate lamping for projects.

*Photographs may show non-standard products*



# MAINE

*Goula / Figuera*



<sup>(ENG)</sup> This collection of lamps with metal shades and diffused lights offers different solutions for lighting spaces both public and private. Acrylic diffuser. <sup>(ESP)</sup> Esta colección de lámparas con pantalla metálica e iluminación difusa ofrece soluciones para espacios públicos y privados. Pantalla de aluminio con metacrilato inferior.





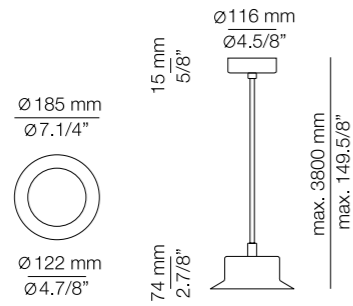
291 / Restaurant Tost Català by @nordicthink\_ 292 / Hotel Hilton Gdansk 293 / Hotel Bel Air @dennysvonarend





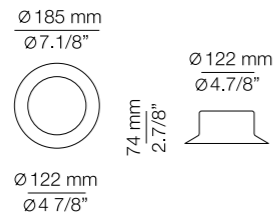
## T-3415LS

LED 10W  
 (2700K / Ang. 75° / >90CRI)  
 230V / Typ\* 870 lumens  
 Dimmable Triac



## t-3410L / A-3410L

LED 10W  
 (2700K / Ang. 75° / >90CRI)  
 230V / Typ\* 870 lumens  
 Dimmable Triac



## Finish body

- 26 BLK
- 45 CP M
- 20 GLD M

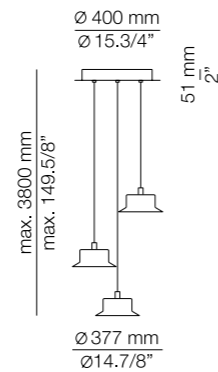
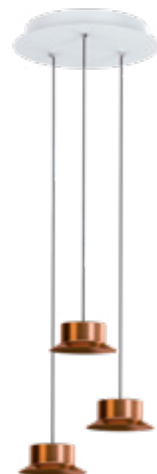
## Additional

We offer custom finishes, sizes,  
 and alternate lamping for projects.

*Photographs may show non-standard products.*



## MAINE R40.3S



# LUNE

*Joan Cinca*



<sup>(ENG)</sup> Diffused light illuminates and informs. A curved metal front plate offers optional signage for indoor and outdoor use. Satinated polyethylene shade with metal front plate. <sup>(ESP)</sup> Luz difusa que ilumina e informa. Difusor de polietileno satinado con pantalla frontal metálica, una placa metálica curvada con señalización opcional para interior y exterior.



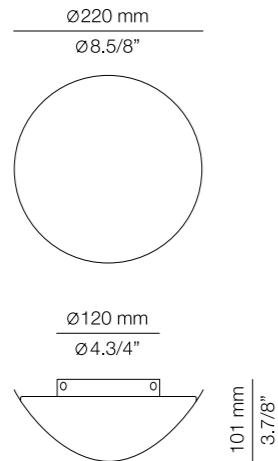


297 / Private residence by @laurayrpes\_estudio    299 / Hotel Yurbban Passage by @raquelsogorb



# A-3370

LED 10W  
 ( 2700K / Ang.120° / >90CRI )  
 230V / Typ\* 870 lumens  
 Dimmable Triac



## Finishes outdoor

- 26 BLK
- 74 WH

## Finishes indoor

- 61 S GLD
- 37 NI
- 52 WD

## Additional

We offer custom finishes, sizes, and alternate lamping for projects.  
 Photographs may show non-standard products.



## Emergency exit

Contract option.  
 battery operated,  
**3 hours**

## Contract option

Wall light with laser cut signage.  
 Create your own design.  
 No minimum quantity required.




Private jet Terminal by @margacomainteriorsdesign



# OBS

*Estudi Ribaudí*



<sup>(ENG)</sup> Obs' stylized lines are inspired by natural forms. Its pleasing indirect light is projected onto surfaces, giving a warm ambience to the room.

<sup>(ESP)</sup> Luminaria de líneas estilizadas inspirada en las formas esenciales de la naturaleza. Emite una agradable iluminación indirecta que proporciona una luz cálida a la estancia.





304

303 / Space Furniture SP01 by @veronica\_leali 304 & 305 / Hotel Riu Plaza España by #adginteriorismo



305

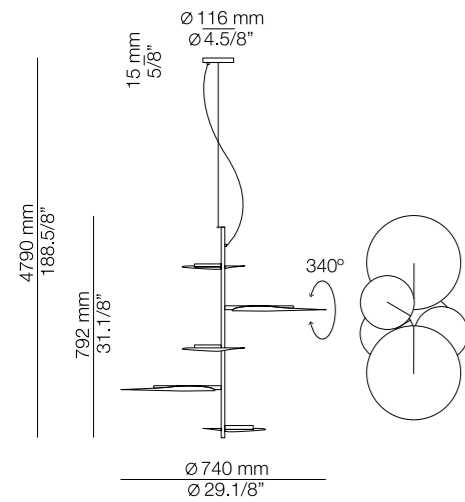


Private residence by @litchellesivestry



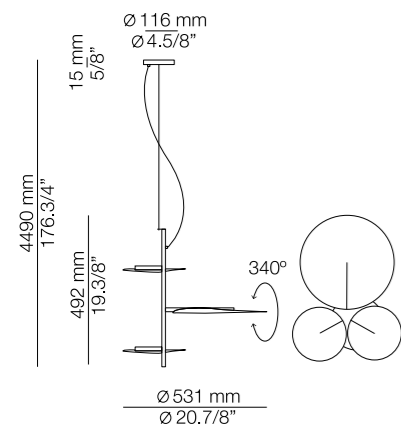
### T-3225

LED 5x10W  
 ( 2700K / Ang.120° / >90CRI )  
 230V / Typ\* 5x870 lumens  
 Dimmable Triac



### T-3226

LED 3x10W  
 ( 2700K / Ang.120° / >90CRI )  
 230V / Typ\* 3x870 lumens  
 Dimmable Triac

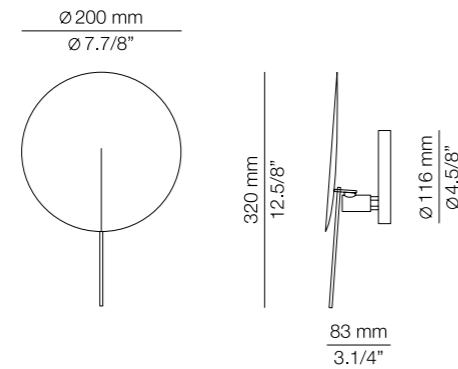


### Finishes

- 61 S GLD
- 76 WH

### A-3220L

LED 15W  
 ( 2700K / Ang.120° / >90CRI )  
 230V / Typ\* 1245 lumens  
 Dimmable Triac



### Finishes

- 44 CP
- 61 S GLD
- 76 WH

### Additional

We offer custom finishes, sizes,  
 and alternate lamping for projects.

*Photographs may show non-standard products.*




Hotel Riu Plaza España by #adginteriorismo





# PIU

*Serge & Robert Cornelissen*

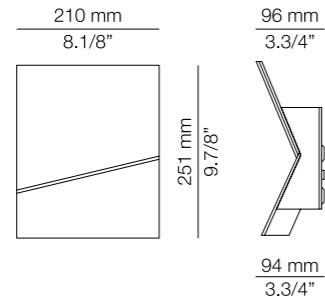


<sup>(ENG)</sup> Elegantly understated, a rectangle with an asymmetric fold creates a visually rich shape. Architectural minimalism takes on a different look from every angle while subtly casting light above and below. <sup>(ESP)</sup> Un rectángulo sobrio y elegante dotado de un pliegue asimétrico crea una forma visualmente rica. Su minimalismo arquitectónico adquiere una perspectiva diferente desde todos los ángulos mientras la luz se escapa sutilmente por arriba y por abajo.



# A-3320L

LED 15W  
 ( 2700K / Ang.120° / >90CRI )  
 230V / Typ\* 1245 lumens  
 Dimmable Triac



## Finish

○ 74 WH


## Additional

We offer custom finishes, sizes,  
 and alternate lamping for projects.  
 Contract option minimum quantity required.

*Photographs may show non-standard products.*



## Contract versions




Laser cut signage



Rounded edges



Signage with vinyl



Outdoor version



Hotel Robinson by @estudiovila13



# LUCK

*Ximo Roca Diseño*



<sup>(ENG)</sup> A bell-shaped metal structure that holds a transparent crystal globe with a crosscut in the base, similar to an upside down fish bowl. <sup>(ESP)</sup> Pantalla metálica en forma de campanilla que culmina con un original globo de cristal transparente con un corte en diagonal, similar al de una pecera invertida.





315 / Space Furniture SP01 by @veronica\_leali 316 / Private residence by @w\_line\_deco 317 / Private residence by @farrecoosta



T-2443

LED up to 20W  
 Globe  $\varnothing 95\text{mm}$  / E27 / 120V - 240V  
 Dimmable when using dim. lamps

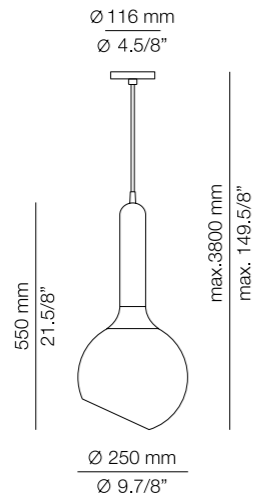
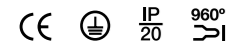
Finishes

- 27 WH
- 37 NI
- 44 CP

Additional

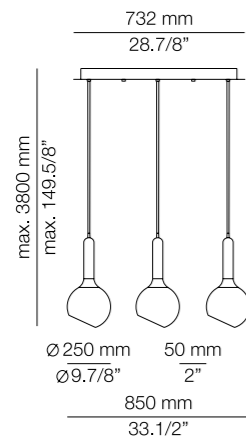
We offer custom finishes, sizes,  
 and alternate lamping for projects.

*Photographs may show non-standard products.*

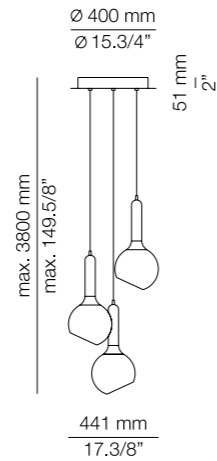


COMPOSITIONS

LUCK L73.3



LUCK R40.3



Hotel Corales Resort by Clickon studio



# SISO

*Estudi Ribaudí*



(ENG) Three bands of polished aluminium describe orbital paths around the satin glass shade of this elegant luminaire. (ESP) Tres anillos de aluminio entrelazados orbitan alrededor de una esfera de cristal satinado formando esta elegante lámpara.

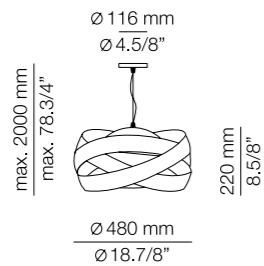


## T-2995

LED up to 3x20W  
E27 / 120V - 240V  
Dimmable when using dim. lamps

### Finishes

- 44 CP
- 22 CH
- 71 WH



### Additional

We offer custom finishes, sizes,  
and alternate lamping for projects.

*Photographs may show non-standard products.*



321 / Office by @dyinteriorismo 323 / Grandvaira by @rosacolet.interiordesign



# IRIS

*Estudi Estiluz*

<sup>(ENG)</sup> Textures complement each other in a comprehensive family of lamps. A satin-finished glass diffuser glows with light above and below, enclosed within a woven polyester shade and polished metal ring. <sup>(ESP)</sup> Diferentes texturas que se complementan en una amplia familia de lámparas. Los difusores de cristal satinado superior e inferior se iluminan intensamente dentro de una pantalla de tejido de poliéster decorada con un anillo metálico.

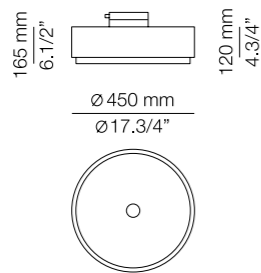






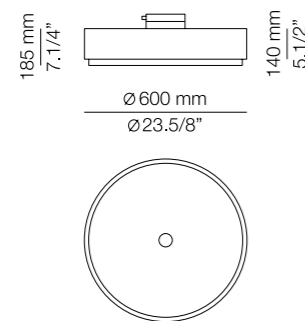
### t-2712

LED. up to 3x20W  
E27 / 120V - 240V  
Dimmable when using dim. lamps



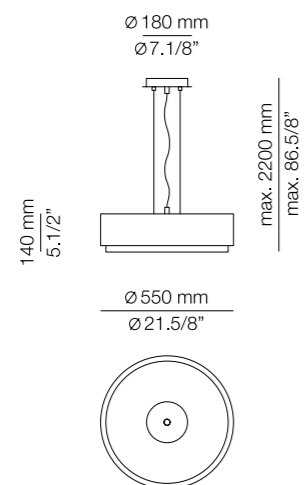
### t-2713

LED. up to 3x20W  
E27 / 120V - 240V  
Dimmable when using dim. lamps



### T-2714

LED. up to 3x20W  
E27 / 120V - 240V  
Dimmable when using dim. lamps



#### Finish body

- 37 NI

#### Finish shade

- 26 BLK
- 27 WH
- 38 GR

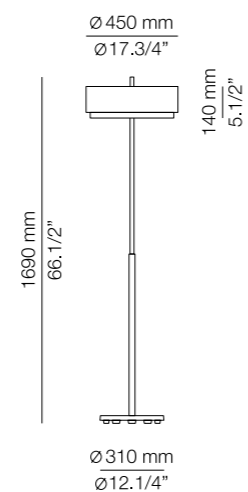
#### Additional

We offer custom finishes, sizes, and alternate lamping for projects.  
*Photographs may show non-standard products.*



### P-2719

LED 3x8,5W  
( 2700K / Ang.120° / >80CRI )  
E27 / 230V / Typ\* 3x805 lumens  
Dimmable



#### Finish body

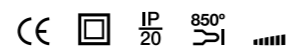
- 37 NI
- 22 CH

#### Finish shade

- 26 BLK
- 27 WH
- 38 GR

#### Additional

We offer custom finishes, sizes, and alternate lamping for projects.  
*Photographs may show non-standard products.*



# P-2718

LED 3x8,5W  
 ( 2700K / Ang.120° / >80CRI )  
 E27 / 230V / Typ\* 3x805 lumens  
 Dimmable

## Finish body

- 37 NI
- 22 CH


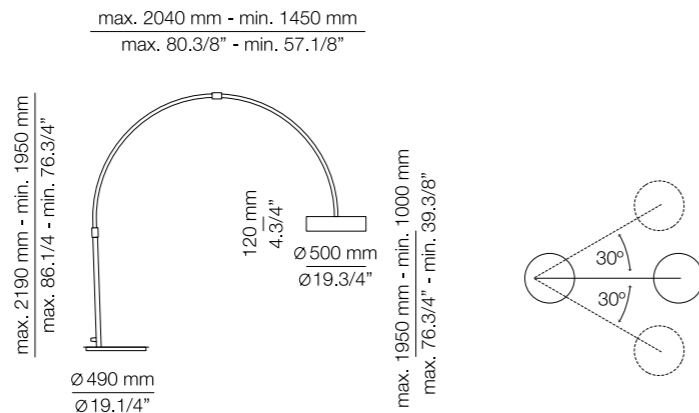
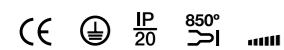
## Finish shade

- 26 BLK
- 27 WH
- 38 GR

## Additional

We offer custom finishes, sizes,  
 and alternate lamping for projects.

*Photographs may show non-standard products.*



Grandvalira by @rosacolet.interiordesign



# SMILE

*Joan Cinca*

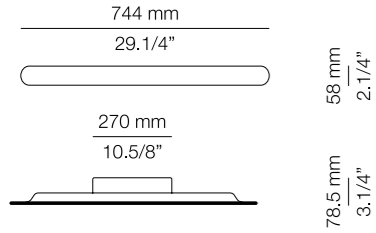


<sup>(ENG)</sup> A stroke of light that can be mounted horizontally or vertically to provide subtle yet bright illumination. Metal front plate can be solid or with additional cut-out for brighter direct light; with acrylic diffuser. <sup>(ESP)</sup> Un trazo de luz horizontal o vertical con iluminación sutil pero intensa. Pantalla frontal íntegramente metálica o con recorte para mayor iluminación directa y difusor de metacrilato translúcido.



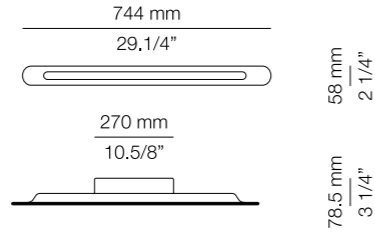
### A-3350

El. Fluorescent 24W  
T5 H0 / 230V / Non dimmable  
Compatible with LED bulb



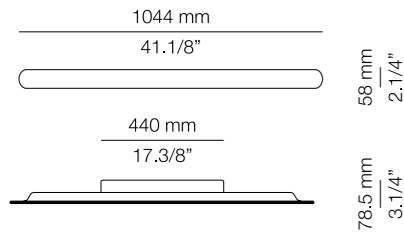
### A-3350A

El. Fluorescent 24W  
T5 H0 / 230V / Non dimmable  
Compatible with LED bulb



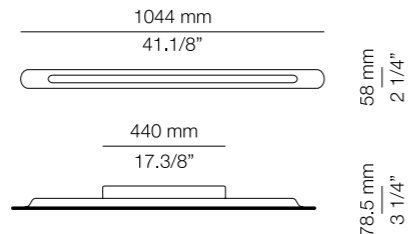
### A-3351

El. Fluorescent 39W  
T5 H0 / 100V - 277V / Non dimmable  
Compatible with LED bulb



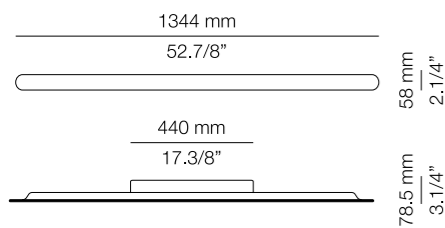
### A-3351A

El. Fluorescent 39W  
T5 H0 / 100V - 277V / Non dimmable  
Compatible with LED bulb



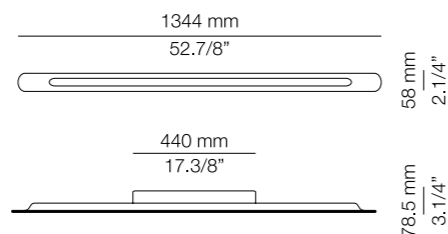
### A-3352

El. Fluorescent 54W  
T5 H0 / 100V - 277V / Non dimmable  
Compatible with LED bulb



### A-3352A

El. Fluorescent 54W  
T5 H0 / 100V - 277V / Non dimmable  
Compatible with LED bulb



### Finishes

- 22 CH
- 74 WH

### Additional

We offer custom finishes, sizes, and alternate lamping for projects. Contract option minimum quantity required.

*Photographs may show non-standard products.*



### Contract Option

Laser cut signage.



# PLUMA

*Estudi Ribaudí*

<sup>(ENG)</sup> A design that re-defines the cantilever lamp. The shade is poised at the end of a graceful extendable. <sup>(ESP)</sup> Un diseño con un brazo fino, curvado y extensible en las que la pantalla reposa elegantemente en un solo punto al final del arco, potenciando la imagen esbelta y la sensación de equilibrio.



P-2959

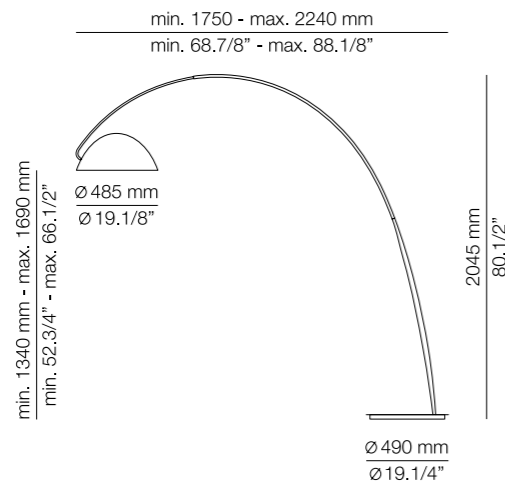
LED 13W  
 ( 2700K / Ang.120° / >80CRI )  
 E27 / 230V / Typ\* 1521 lumens  
 Dimmable

Finish body

- 26 BLK

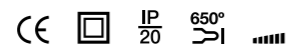
Finish shade

- 64 BLK L



Additional

Optional bottom acrylic diffuser kit for black shade.  
 We offer custom finishes, sizes, and alternate lamping for projects.  
*Photographs may show non-standard products.*



337 / Office by @dvdinteriorismo 339 / Grandvalira by @rosacoleletinteriordesign



# ICONS

*Leonardo Marelli*

<sup>(ENG)</sup> This collection of classic icons derives its timelessness from the organic shape of its shade. Mounted off-center top a slender stem, light emanates from below and above. On its articulated arm, light is precisely directed.

<sup>(ESP)</sup> Esta colección de iconos clásicos debe su atemporalidad a la forma orgánica de su pantalla. Descentrada en la parte superior de una delgada varilla, la luz emana verticalmente. En el brazo articulado, la luz es dirigida de forma precisa y funcional.







341 / Private residence by @annaerman 343 / Hotel Yurbban Passage by @raquelsogorb



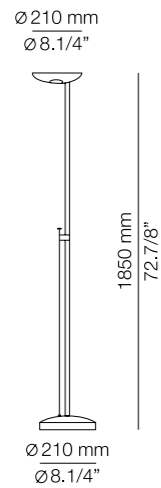
P-1129

Hal. up to 200W  
118mm / R7s base  
230V / Dimmable

Compatible with Dimmable  
LED bulb  
118mm /R7s base / 230V

Finishes

- 61 S GLD
- 21 GLD
- 36 BR
- 22 CH
- 37 NI
- 23 BLK P
- 26 BLK



P-1127

Hal. up to 200W  
118mm / R7s base  
230V / Dimmable

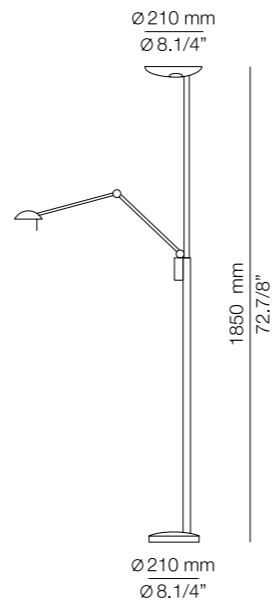
Compatible with Dimmable  
LED bulb  
118mm /R7s base / 230V

+

LED 6,2W  
(2700K / Ang. 120°  
>90 CRI / 350mA) / 230V  
Typ\* 725 lumens  
On/Off Switch

Finishes

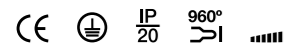
- 61 S GLD
- 37 NI
- 26 BLK



Additional

We offer custom finishes, sizes,  
and alternate lamping for projects.

*Photographs may show non-standard products.*



p-1139L

LED 6,2W  
(2700K / Ang. 120°  
>90 CRI / 350mA) / 230V  
Typ\* 725 lumens  
Push button dimmer

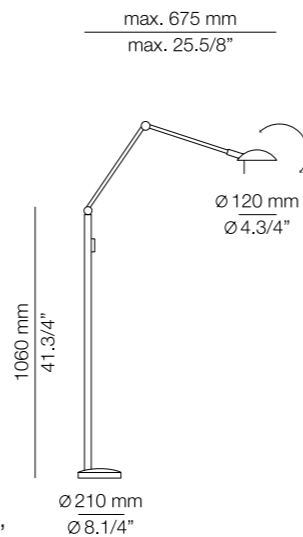
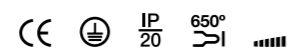
Finishes

- 26 BLK
- 37 NI

Additional

We offer custom finishes, sizes,  
and alternate lamping for projects.

*Photographs may show non-standard products.*



Hotel Casa Vincke



TECHNICAL  
FEATURES

DATOS  
TÉCNICOS

## SYMBOLS / SÍMBOLOS

**CE** (ENG) Products manufactured according to the European safety and electromagnetic standards (EN 60598-1 and EN 60598-2-1). (ESP) Productos fabricados acorde con las directrices de seguridad y emisiones electromagnéticas según la legislación europea aplicable (EN 60598-1 y EN 60598-2-1).

**650°**  
**850°**  
**960°**  
**IP**  
**20** (ENG) This product has passed successfully the test of the glow wire test at this temperature (standards NF C 20-455 and EN-60-598-1). (ESP) Productos que han superado con éxito el ensayo de hilo incandescente a la temperatura indicada (normas NF C 20-455 y EN-60-598-1).

**IP**  
**44** (ENG) Product protected against the penetration of solid bodies equal or bigger than 12 mm and against the access with a finger. No protection to the water (standard NF C 20 010). (ESP) Producto protegido contra la penetración de cuerpos sólidos de diámetro superior o igual a 12 mm. No accesible con los dedos. Sin protección al agua (norma NF C 20 010).

**IP**  
**54** (ENG) Protected against the penetration of solid bodies equal or bigger than 1mm and against water sprayed from all directions - limited ingress permitted. (ESP) Producto protegido contra la penetración de cuerpos sólidos de diámetro superior o igual a 1 mm y contra agua pulverizada.

**IP**  
**55** (ENG) Protected against dust limited ingress (no harmful deposit) and against water sprayed from all directions - limited ingress permitted. (ESP) Protegido contra la suciedad (sin sedimentos nocivos) y contra agua pulverizada.

**IP**  
**65** (ENG) Protected against dust limited ingress (no harmful deposit) and against jetting water in all directions. (ESP) Protegido contra la suciedad (sin sedimentos nocivos) y contra chorros de agua en todas las direcciones.

**IP**  
**67** (ENG) Totally protected against the entry of dust and against jetting water in all directions. (ESP) Totalmente estanco al polvo y protegido contra chorros de agua en todas las direcciones.

**IP**  
**67** (ENG) Totally protected against the entry of dust and against the effects of immersion in water between 15cm and 1m for 30 minutes. (ESP) Totalmente estanco al polvo y protegido contra la inmersión completa en agua entre 15cm y 1m durante 30 minutos.

**⊕** (ENG) Basic insulation with earth wire (products class I). (ESP) Aislamiento básico con toma de tierra (productos de clase I).

**⊞** (ENG) Reinforced or double insulation, without earth wire (products class II). (ESP) Aislamiento reforzado o doble, sin toma de tierra (productos de clase II).

**⚡** (ENG) Luminaire with very low voltage power supply which doesn't require earth wire (products class III). (ESP) Aislamiento en el que no se generan tensiones superiores a la muy baja tensión, sin toma de tierra (productos de clase III).

**▬▬▬** (ENG) Dimmer. (ESP) Regulador.

**Typ\*** (ENG) Typical performance (average). (ESP) Rendimiento típico (promedio).

**Ang.(x)°** (ENG) Beam angle. (ESP) Ángulo de apertura.

**Ⓢ** (ENG) Sound Absorption Coefficient - the fraction of randomly incident sound energy absorbed or otherwise not reflected off a surface. (ESP) Coeficiente de absorción de sonido - fracción de energía acústica absorbida o de lo contrario no reflejada en una superficie.

## FINISHES / ACABADOS

- 20 GLD M Gold matt lacquer / Lacado Oro mate
- 21 GLD 24 Carat gold / Oro 24q
- 22 CH Polished chrome / Cromo
- 23 BLK P Black pearl / Perla negro
- 26 BLK Black matt / Negro mate
- 27 WH White satin, RAL 9002 / Blanco lacado satinado, RAL 9002
- 36 BR Bronze / Bronce
- 37 NI Brushed Nickel / Níquel
- 44 CP Satin Copper / Cobre satinado
- 45 CP M Copper matt lacquer / Lacado Cobre mate
- 46 M GN Moss Green RAL 6005 / Verde Musgo RAL 6005
- 47 NI M Nickel matt / Níquel mate
- 47 L NI M Grey metallic / Gris metalizado
- 55 BG Beige, RAL 1019 / Beige, RAL 1019
- 56 BLK Black matt / Negro mate
- 59 TC Terracotta NCS S 4030-Y80R / Terracota NCS S 4030-Y80R
- 61 S GLD 24 carat satin gold / Oro 24 q. Satinado
- 64 BLK L Black lacquered, glossy / Negro lacado brillante
- 71 WH White satin, RAL 9002 / Blanco lacado satinado, RAL 9002
- 74 WH White satin, RAL 9002 / Blanco lacado satinado, RAL 9002
- 78 OX RD Oxide Red RAL 3009 / Rojo óxido RAL 3009
- 80 RT Rust / Óxido
- 92 MNK Mink / Visón
- 93 GR LM Grey-limestone, RAL 7013 / Gris pardo, RAL 7013
- 96 BLK ANT Black anthracite RAL 7021 / Negro antracita RAL 7021

## SHADES / PANTALLAS

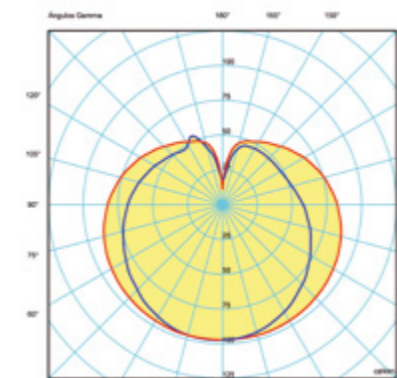
- 50 MM Marble textured vinyl / Vinilo texturizado Mármol
- 51 CT Concrete textured vinyl / Vinilo texturizado Hormigón
- 52 WD Wood textured vinyl / Vinilo texturizado Madera
- 64 BLK L Black acrylic, glossy / Metacrilato negro brillante
- 26 BLK Black screen / Screen negro
- 27 WH White pearl scree / Screen blanco perla
- 38 GR Gray screen / Screen gris

## ACCESSORIES / ACCESORIOS

- 00 PLAIN Colourless / Incoloro
- 23 GR F Grey fumé / Gris fumé

- 26 BLK Black / negro
- 55 BG Beige / Beige
- 65 BR F Bronze fumé / Bronce fumé
- 74 WH White / Blanco
- 81 ZB Zebra wood / Zebrano
- 82 BL Blue / Azul
- 83 EGP Eggplant / Berenjena
- 84 SLM Salmon / Salmón

## PHOTOMETRICS / CURVAS FOTOMÉTRICAS



Available at / Disponibles en  
[www.estiluz.com/en/downloads](http://www.estiluz.com/en/downloads)  
[www.estiluz.com/es/downloads](http://www.estiluz.com/es/downloads)

## RESPONSIBILITY FOR THE PLANET / RESPONSABILIDAD CON EL PLANETA

(ENG) Responsibility for the planet is part of our corporate philosophy. Estiluz is aware of the impact of our daily activities and has formed a committee to create a culture that embraces all the processes of sustainability for our environment. (ESP) La responsabilidad con el planeta forma parte de nuestra filosofía corporativa. Conscientes del impacto de nuestras actividades diarias en el entorno, hemos formado un comité para crear una cultura que abarque todos los procesos de sostenibilidad.

More at / Más información  
[www.estiluz.com](http://www.estiluz.com)



## MODIFICATIONS / MODIFICACIONES

(ENG) Estiluz reserves the right to modify or discontinue, without previous notice, products in the catalog. Please check our web for current product availability and specifications. Lumens on LED's indicate the lumen output without diffuser.

(ESP) Estiluz se reserva el derecho a modificar o anular, sin previo aviso, productos de este catálogo. Por favor visite nuestra web para conocer los productos y especificaciones actuales. Los lúmenes indicados son de salida, sin difusor.

## COMMENTS / OBSERVACIONES

All ESTILUZ, S.A. products are designed and manufactured to keep customers satisfied, consequently please note the following:

1. Due to the high quality of our finishes, we recommend using a soft dry polish cloth for cleaning, avoiding the use of special cleaning products that could damage the finish.
2. Do not use lamps of a higher power than indicated.
3. All models are patent protected.
4. Conformity Certificates and technical information of our products are available upon request.

Los productos de ESTILUZ, S.A han sido diseñados y fabricados para satisfacer al máximo a nuestros clientes, debiendo por ello informarles de:

1. Dada la alta calidad de nuestros acabados, aconsejamos efectuar la limpieza exclusivamente con una gamuza seca, evitando el uso de productos especiales que podrían dañar la superficie.
2. No deberán utilizarse bombillas de potencia superior a la indicada.
3. Modelos protegidos por el Registro de la Propiedad Industrial.
4. Certificados de Conformidad e información técnica de nuestros productos disponibles bajo consulta.

NUMERICAL INDEX

Ref:	Page:	Ref:	Page:	Ref:	Page:
P-1127	334	p-3538	34	T-3810	104
P-1129	334	T-3541	258	T-3811	104
p-1139L	334	T-3542	258	T-3815	104
T-2443	318	T-3543	258	T-3816	104
t-2712	328	T-3555	250	t-3820	116
t-2713	328	A-3571	284	t-3821	116
T-2714	328	A-3630	58	t-3825	112
P-2718	330	T-3635	48	M-3826X	64
P-2719	328	T-3636	48	t-3832	78
P-2959	338	M-3637	58	M-3836	78
T-2995	322	A-3700	274	A-3900	182
A-3050	280	A-3701	274	T-3905	182
t-3052	280	A-3702	94	M-3906	176
T-3055	280	A-3703	94	M-3907	176
A-3220L	308	A-3706	94	p-3908	172
T-3225	308	T-3714	100	T-3915	202
T-3226	308	T-3715	100	A-3921	196
T-3302	268	T-3716	100	T-3924	190
T-3305	264	A-3720X	88	T-3925	190
T-3306	264	A-3722X	88	M-3927	196
T-3307	264	M-3725X	74	A-3930	130
A-3320L	312	M-3726X	64	T-3934	140
A-3350	334	M-3727X	64	T-3935	140
A-3351	334	M-3728X	74	M-3937	130
A-3352	334	p-3729X	74	p-3939	130
A-3370	300	A-3730	238	t-4022X	154
t-3410L	294	T-3734	236	t-4023X	154
T-3415L	294	T-3735	236	T-4024X	154
A-3520	288	T-3736	236	T-4025X	154
A-3530	28	A-3740	222	P-4027X	152
A-3531	28	A-3741	222	P-4028X	152
T-3532	38	T-3744	208	A-4050	164
A-3533	38	P-3748	214	A-4051	164
T-3534	30	P-3768	230	A-4053X	164
T-3535	22	P-3769	230	P-4054X	164
T-3536	22	T-3805	244	P-4055X	164
M-3537	34	T-3806	244	P-4056X	164

ALPHABETIC INDEX

<b>A</b>		<b>G</b>		<b>P</b>	
Alfi	204	Gada	184	Pila	246
Aro	252			Piu	310
Asana	224			Pluma	336
		<b>I</b>			
<b>B</b>		Icons	340	<b>R</b>	
Balloon	276	Iris	324	Revolta	40
Bols	142				
Button	260	<b>L</b>		<b>S</b>	
		Laverd	240	Siso	320
<b>C</b>		Luck	314	Smile	332
Canut	282	Lune	296		
Circ	60			<b>V</b>	
Cupolina	120	<b>M</b>		Volta	16
Cyls	166	Maine	290		
		Morse	198		
<b>E</b>				<b>N</b>	
Eclipsi	270			Nit	286
		<b>O</b>			
<b>F</b>		Obs	302		
Flow	232				
Frame	156				

**ESTILUZ (Headquarters)** / Carretera d'Ogassa s/n  
E-17860 St Joan de les Abadesses (Girona) Spain  
T + 34 972 720 125 / F + 34 972 720 796 / [estiluz@estiluz.com](mailto:estiluz@estiluz.com)

**ESTILUZ Inc. USA & CANADA** / 330 West 38th St. Suite 710  
New York, NY 10018 USA / T +1 (646) 454 - 1285  
F + 1 (646) 454 - 1799 / [info@estiluzusa.com](mailto:info@estiluzusa.com)

[www.estiluz.com](http://www.estiluz.com)

